



6127

13.10B

2024 3 28

603127

北京昭衍新药研究中心股份有限公司
2023 年年度报告

重要提示

10

1.6

.....4

.....6

.....10

.....34

.....50

.....55

.....65

.....73

.....74

.....74

第一节 释义

		2023 1 1 -2023 12 31
		2023 12 31

	for Assessment and Accreditation of Laboratory Animal Care AAALAC
CNAS	China National Accreditation Service for Conformity Assessment CNAS

第二节 公司简介和主要财务指标

	JIO NN LABORATORIES(CHINA) CO , LTD
	JIO NN

	5	5
	010-67869582	010-67869582
	010-67869966-1077	010-67869966-1077
	gaodapeng@jio nn-lab.com	ji afengsong@jio nn-lab.com

		5
		5
		100176
		http://www.jio nn-lab.com
		ji afengsong@jio nn-lab.com

	http://www.sse.com.cn


A			603127
H			06127

		1	2
		8	
		10	8

2 13,142.51
3 26,714.61
2
5,942.78 ,

()

()



3
2023

/

Nanobody

2023

4

40

P2

CGT

—

5

3

CNAS

CHO/3T3

NK

2023

33

2023

CRO

CRO

40

CRO

"

"

1.

CRO

1

30

2

CRO

PCC

2

1

2

SCP

3

4

3

GLP

SCP

SCP

4

1.

2

3

4

1.

2

3

4

“ ”

1.

CRO

CRO

CRO

CAR-T

2

CDE

IND

1. 29

10

2

10

3

CRO

CRO

	● 2019	2023	1,470	1,080
		40		
	●	100		
	●			440
		CAR-T		ADC
	●			
	●			
	● 2009	FDA	3	830

--	--

4

NMPA FDA OECD

GLP

NMPA GLP

OECD GLP

FDA PMDA GLP

MDS GLP

CVAS

AAALAC

GLP

1.

2

3

4

CDMØ

--	--	--	--	--	--	--

(2).

50% 5

B

0 27, 223 20 0% 41. 57%
50% 5

3

4

(1).

	96, 854, 372 82
	678, 914 87
	97, 533, 287. 69
%	4 10
%	0 70

(2).

		1873
	%	74 62
		31
		359
		735
		642
		106
30	30	1320
30-40	30 40	419
40-50	40 50	102
50-60	50 60	20
60		12

(3).

(4).

5

()

()

1.

		%		%	%	
	6 873,30 0 00	0 07	12 186,7 39 00	0 12	-43 60	
	110 147, 213 48	1. 10	37, 166,4 72 70	0 36	196 36	
	11, 507,6 53 51	0 11	7, 591, 15 6 46	0 07	51. 59	
	1, 533,49 0 014 42	15 29				
	74, 889,0 44 45	0 75	44, 911,7 05 66	0 43	66 75	
	58, 861,2 44 29	0 59	1, 525,05 6 615 66	14 71	-96 14	
	43, 323,3 13 28	0 43	127, 308, 911. 23	1. 23	-65 97	
	88, 992,3 48 61	0 89	199, 531, 750 44	1. 93	-55 40	
	4, 392,80 4 11	0 04	6 568,31 6 54	0 06	-33 12	
			3 280 55 5 67	0 03	-100 00	

2**(1)**

895,499,439.32

8.93%

(2)**3**

	9,264,956.93	
	9,264,956.93	/

4**()**

()

1.

2

36,000

2021 10

17,681.48

3

						/		
	27,145,440.46					14,277,771.10	-	
							12,867,669.36	
	168,173,118.59	2,434,590.87			62,351,750.00		184,800.00	233,144,259.46
	857,794,702.74	40,730,439.09	1,120,000.00			12,218,985.70	407,375.08	887,833,531.21
	381,325,284.81	3,840,471.89				12,218,985.70	407,375.08	373,354,146.08
	476,469,417.93	36,889,967.20	1,120,000.00					514,479,385.13
	1,053,113,261.79	43,165,029.96	1,120,000.00		62,351,750.00	26,496,756.80	-	1,120,977,790.67
							12,275,494.28	

	SH688276		43,620,000.00		27,145,440.46					14,277,771.10	12,867,669.36	

4

()

()

1

	2008 12 11
	91320585683517868Q
	50 000 00

CRO

CRO

CRO

CRO

()

CRO

CRO

()

1. CRO
1

2024

GLP

2

4

1 BI OMIRE

BI OMIRE

2 BD

BI OMIRE

BD

BI OMIRE

3

GLP

4

()

1.

6

7.

()

第四节 公司治理

2022 2023 A	2023 6 9	2023-031 http://www.sse.com.cn	2023 6 10	
2023 H				

()

			60	2012 12 10	2025 11 16	119,400,452	167,160,633	47,760,181		320,94	
			60	2019 1 28	2025 11 16	13,871,669	14,098,317	226,648		190,37	
			42	2013 9 22	2025 11 16	274,104	288,746	14,642		190,13	
		2019 1 28		2025 11 16							
		2013 3 10		2025 11 16							
			56	2019 1 28	2025 11 16	2,563,419	2,698,907	135,488		185,70	
		2012 12 10		2025 11 16							
			74	2019 1 28	2025 11 16	72,470	76,458	3,988		108,57	
		2012 12 10		2025 11 16							
			50	2019 1	2025 11	0	0	0		15	

				28	16						
			63	2019 1 28	2025 11 16	0	0	0		15	
			46	2019 1 28	2025 11 16	0	0	0		15	
			45	2021 2 26	2025 11 16	0	0	0		16.2	
			49	2022 11 17	2025 11 16	0	0	0		7.92	
			40	2022 11 17	2025 11 16	0	0	0		0	
			42	2012 12 10	2025 11 16	73,201	102,481	29,280		99.98	
			44	2019 1 28	2025 11 16	192,715	269,801	77,086		185.97	
			48	2020 4 10	2025 11 16	24,360	34,104	9,744		125.83	
			37	2012 12 10	2023 4 27	19,396,430	27,155,002	7,758,572		0	
	/	/	/	/	/	155,868,820	211,884,449	56,015,629	/	1,476.61	/

	1964					1992				
	1986	8	1989	8	252	1992	8	1995	8	
			1995							

	1964			1989 7	1996 11		1989		1996 12			20
	"	"		100			300		"	1000		
					863							10
	1987 4 2023 4			2016			2009				2009 7	2016
	1982						2005				2005 9	2007 6
	2012 11			2007 6	2012 10							
	1968			1995 7	1999 9		1995		1999 10		300	
					10				20			
	1949				1990		1990				1989	1990 9
	11	1999 11		1990 10	1995 11				1999 11	2011 12	FDA	1995
					2012 2							
	1961						1984					1992
	2007 1						1999				40	2005 1
	5			3	2001 5				100	SD		
				2021 10								
				2022 5						2022 3		
									2022 10			
	1974						2000					

	<p>2012 12</p> <p>2021 8</p> <p>2005</p> <p>2013</p> <p>2013 1</p> <p>2017 8</p> <p>2017 11</p> <p>2018 5</p> <p>2021 5</p> <p>2021 2</p> <p>2002 3</p>
	<p>1973</p> <p>2017</p> <p>1999</p> <p>2012</p> <p>2014</p> <p>2009</p> <p>2012</p> <p>2015</p> <p>2019 3</p> <p>2019 5</p>
	<p>1979</p> <p>University</p> <p>NBA</p> <p>2001</p> <p>2001</p> <p>2006</p> <p>2010</p> <p>2018</p> <p>2010</p> <p>Carnegie Mellon</p> <p>2018</p> <p>2019</p> <p>2019</p> <p>ESG</p>
	<p>1975</p> <p>C</p> <p>2001 4</p> <p>2005 4</p> <p>2007 8</p> <p>2021 7</p> <p>2023 2</p> <p>2005 5</p> <p>2007 7</p> <p>2021 8</p> <p>2023</p> <p>2022 11 17</p> <p>1</p> <p>I FVP</p>
	<p>1984</p> <p>2006</p> <p>2008 1 - 2010 7</p> <p>2010 8</p> <p>2022 8</p> <p>2006</p> <p>2007</p> <p>2022 11 17</p>
	<p>1982</p> <p>2006</p> <p>2007</p>
	<p>1980</p> <p>2006 4</p> <p>2011</p> <p>2018 7</p>

	1994	1976 1998 2003	2005 2009	2011		1999	2002 2005	2008		2012	2019	I CAEW
											2019	7

- 1. 2023 2
- 2. 2023 4

()

1.

2

			2017 1 23	
			2019 2 28	
			2021 4 9	
	JQ NN B i d o g j c s I n c.		2018 5 8	
			2017 1 23	
			2023 8 11	
			2023 8 14	
			2023 8 24	
			2001 5	
			2021 10 27	2026 1 12
			2022 1 27	
			2022 5 18	2026 9 14
			2022 10 13	
			2022 6 6	
			2018 5 18	2024 6 17
			2021 2 8	2025 12 21
			2021 5	
			2019 5 5	
			2019 3 21	
			2021 11 4	
			2016 4 7	

			2014 10 31	
			2017 6 1	
			2015 4 23	
			2021 3 9	
			2016 1 26	
			2016 12 9	
			2016 9 23	
			2016 6 23	
			2017 12 10	
			2018 1 23	
			2018 07 16	
			2019 12 10	
			2018 12 14	
			2017 6 8	
			2023 1 26	

()

2023

23

7

OM

2023 4 27

	4
	0
	1
	3

	2 2021 A		
--	----------	--	--

()

()

	501
	2,009
	2,510
	21
	289
	39
	1,873
	32
	277
	2,510
	37
	411
	900
	735
	427
	2,510

()

"

"

()

GLP

2023

GLP

()

()

10	/
10	1.6
10	/
	119,976,877.60
	396,992,565.79
%	30.22
	/
	119,976,877.60
%	30.22

()

2023 3 30 2021 A 2021 A	2023 3 30 2023 4 17 2023-015 2023-017 http://www.sse.com.cn
2023 3 30 2019 A 2021	3 2023 3 30 2023 7 2023-016 2023-036 http://www.sse.com.cn
2023 3 30 2021 A 2021 A	2023 3 30 2023-013 http://www.sse.com.cn
2023 4 27 2021 A	2023 4 27 2023-022 http://www.sse.com.cn
2023 10 30 2019 2020 2018 2021 A	2023 10 30 2023-051 2023-053 http://www.sse.com.cn

2023 10 30

1.

2

1

2

"

"

					DB11/307-2013	
--	--	--	--	--	----------------------	--

				136.63t/	
				159.15t/	
				1046t/	

3

()

1.

DB11/307-2013 "

"

2

15m

DB11/501-2017

II

3

4

GB12348-2008) 3

5

()

	-

	1.	
	2	
	3	
	4	
	5	LED
	6	

()

ESG

2023

<http://www.sse.com.cn>

()

第六节 重要事项

()

			1 " " 2 3	2017 8 25					

			4		5						
--	--	--	---	--	---	--	--	--	--	--	--

()

()

"

"

	1, 000, 000
	4
	4 1
	1, 500, 000
	4

		500, 000

20%

20%

()

()

()

2022 9

H

()

1

	2023 3 31 http://www.sse.com.cn
H	2023 4 28 http://www.sse.com.cn
H	2023 8 31 http://www.sse.com.cn

2

3

()

1

2

3

4

()

1

2

3

()

1

2

3

()

()

()

1

2

3

()

()

1.

(1)

		250,218,985.70	20,000,000.00	
		318,000,000.00	348,000,000.00	

(2)

(3)

2

(1)

(2)

(3)

3

()

第七节 股份变动及股东情况

()
1

					+ -				
		(%)							(%)
	516,113	0.1	/	/	117,533	- 222,281	- 104,748	411,365	0.05
	516,113	0.1	/	/	117,533	- 222,281	- 104,748	411,365	0.05
	516,113	0.1	/	/	117,533	- 222,281	- 104,748	411,365	0.05
	535,162,563	99.9	/	/	214,065,025	249,746	214,314,771	749,477,334	99.95
1	450,165,987	84.04	/	/	180,066,395	249,746	180,316,141	630,482,128	84.08
2	84,996,576	15.86	/	/	33,998,630	0	33,998,630	118,995,206	15.87
	535,678,676	100	/	/	214,182,558	27,465	214,210,023	749,888,699	100.00

2

2023 3 30

2021 A

2021 A

276 187, 880

2023 4 21 535, 678, 676

2023 7 6 2019

2021 A

34, 401

535, 678, 676 535, 644, 275

2023 7 25 535, 644, 275 A

450, 647, 699 H 84, 996, 576 A 33, 214

535, 611, 061

Q 40 Q 4

214, 244, 424 40 214, 244, 424 A 180, 245, 794 00

180, 245, 794 749, 888, 699 A

630, 893, 493

3

2023

749, 888, 699

Q 53 11.04

4

()

:

2019	3, 293	0	0	0	2023 7 6	
2021	512, 820	187, 880	0	411, 365	31, 108 2023 7 6	2022 3 29 12

						3
	516,113	187,880	0	411,365	/	/

()

180,245,794

749,888,699

A

630,893,493

()

()

()	72,882
()	62,586
	0
	0

()

:

			(%)			
	47,760,181	167,160,633	22.29%	0		0
HKSCC NOMINEES LIMITED	33,989,279	118,973,884	15.87%	0		0
	10,352,470	74,725,981	9.96%	0		0
	7,758,572	27,155,002	3.62%	0		9,604,000
	4,662,599	16,319,096	2.18%	0		0
	226,648	14,098,317	1.88%	0		0
	-5,570,346	10,986,754	1.47%	0		0

()


1

2

3

4

5



()

1


2

10	() 300204

3

4

5



6

()

80%

	H
	2022 4 28
(%)	
	600,000,000
	H
()	6,573,240
(%)	

2022 6 24	2021	H	H	H	H
6	H	H	H	2023	
H 6,573,240		1.25			

第八节 优先股相关情况

第九节 债券相关情况

第十节 财务报告

	2023	12	31		("	")
					2023			
("		")		2023	12	31
			2023					
"				("	"	")
				"				

()

(1)

(2)

(3)

(4)

()

2024 3 28

2023 12 31

:

: :

		2023 12 31	2022 12 31
	1	2,862,911,984.90	2,916,847,629.10
	2	373,354,146.08	408,470,725.27
	4	6,873,300.00	12,186,739.00
	5	206,014,475.30	199,436,768.64
	8	110,147,213.48	37,166,472.70
	9	11,507,653.51	7,591,156.46
	10	1,863,081,944.56	2,194,605,964.65
	6	127,171,761.27	128,477,163.81

	44	4,392,804.11	6,568,316.54
		1,467,365,088.64	1,844,262,107.41
	45		3,280,555.67
	47	41,924,537.74	56,887,141.49
	51	74,487,463.86	80,676,206.51
	29	162,342,125.15	188,243,430.39
		278,754,126.75	329,087,334.06
		1,746,119,215.39	2,173,349,441.47
	53	749,888,699.00	535,678,676.00
	55	5,267,128,243.75	5,480,136,376.69
	56	146,450,061.16	53,153,633.12
	57	100,518,137.39	95,557,374.72
	59	144,259,244.76	119,510,687.07
	60	2,163,971,460.61	2,005,971,876.91
		8,279,315,724.35	8,183,701,358.27
		1,724,690.73	7,164,694.88
		8,281,040,415.08	8,190,866,053.15
		10,027,159,630.47	10,364,215,494.62

2023 12 31

:

:

		2023 12 31	2022 12 31
		1,729,735,512.72	2,060,261,366.82
		373,354,146.08	258,159,064.91

		4 273 300 00	6 000 000 00
	1	43 034 198 61	51 364 525 65
		9 170 232 87	11 191 830 91
	2	52 383 828 65	17 717 797 78
		202 231 869 22	258 148 103 20
		46 099 750 04	47 728 598 99
		1 511 463 450 92	
		2 371 384 43	3 830 472 41
		3 974 117 673 54	2 714 401 760 67
	3	3 174 210 595 73	2 915 816 308 30
		159 840 000 00	158 720 000 00
		550 599 469 59	485 922 536 52
		93 720 649 32	99 967 106 36
		928 780 25	1 518 622 71
		2 158 890 42	637 295 30
		18 065 586 64	17 798 638 32
		4 795 259 79	2 418 640 35
		2 974 835 99	2 949 182 64
		222 000 00	1 458 673 184 92
		4 007 516 067 73	5 144 421 515 42
		7 981 633 741 27	7 858 823 276 09
		25 935 672 07	70 300 067 65
		270 564 520 16	341 656 890 71
		35 700 332 77	47 787 629 17
		10 619 403 19	14 539 179 21
		774 144 251 36	464 084 260 40

		1, 093, 772. 46	539, 102. 49
		1, 077, 338. 72	4, 547, 529. 37
		1, 119, 135, 290. 73	943, 454, 659. 00
		1, 362, 157. 81	
		13, 925, 086. 94	15, 190, 750. 56
		30, 130, 511. 97	25, 195, 787. 22
		45, 417, 756. 72	40, 386, 537. 78
		1, 164, 553, 047. 45	983, 841, 196. 78
		749, 888, 699. 00	535, 678, 676. 00
		5, 245, 997, 989. 82	5, 459, 006, 122. 76
		146, 450, 061. 16	53, 153, 633. 12
		93, 363, 999. 99	92, 411, 999. 99
		144, 259, 244. 76	119, 510, 687. 07
		730, 020, 821. 41	721, 528, 226. 61
		6, 817, 080, 693. 82	6, 874, 982, 079. 31
		7, 981, 633, 741. 27	7, 858, 823, 276. 09

	62	7, 676, 127. 45	9, 206, 930 51
	63	24, 615, 108 53	18, 007, 486 83
	64	280, 254, 779. 95	286, 588, 483 99
	65	96, 854, 372 82	77, 984, 749 56
	66	-151, 091, 225 17	-154, 681, 573 15
		3, 142, 146 28	3, 581, 739 12
		142, 503, 398 96	131, 232, 742 13
	67	30, 253, 891. 26	22, 644, 293 62
" "	68	9, 627, 827. 07	13, 022, 350 01
		-3, 069, 229. 39	-2, 690, 866 90
" "			
" _"			
" "	70	-245, 641, 516 85	349, 567, 472 90
" _"	71	-10, 322, 044 93	-5, 796, 998 22
" _"	72	-31, 232, 454 20	-2, 792, 498 14
" "	73	-65, 951. 85	-211, 149 27
" "		507, 096, 321. 21	1, 225, 638, 852 29
	74	386, 709. 16	14, 644, 777. 41
	75	532, 593 14	281, 300 14
" "		506, 950, 437. 23	1, 240, 002, 329 56
	76	115, 397, 875 59	166, 802, 234 55
" "		391, 552, 561. 64	1, 073, 200, 095 01
1.		391, 552, 561. 64	1, 073, 200, 095 01
" "			
2			
" "			
1.	" _"	396, 992, 565 79	1, 074, 257, 178 93

2 " _"		-5,440,004.15	-1,057,083.92
	77	4,960,762.67	68,814,091.04
		4,960,762.67	68,814,091.04
1		952,000.00	45,100,360.78
1			
2			
3		952,000.00	45,100,360.78
4			
2		4,008,762.67	23,713,730.26
1			
2			
3			
4			
5			
6		4,008,762.67	23,713,730.26
7			
		396,513,324.31	1,142,014,186.05
		401,953,328.46	1,143,071,269.97
		-5,440,004.15	-1,057,083.92
	(/)	0.53	1.44
	(/)	0.53	1.43

0

0 ,

2023 1—12

: :

		2023	2022
	4	596,989,655.28	551,521,552.72
	4	383,486,841.65	363,620,856.70

		2 117, 141. 44	3 325, 204 08
		12 281, 449 79	9 204, 075 00
		63 004, 658 41	62 889, 922 52
		20 795, 582 41	17, 187, 903 19
		-126 971, 602 59	-153 964, 421. 84
		33 672 64	79, 342 28
		119, 646, 187. 21	124, 242, 140 86
		5 096, 813 17	5 845, 483 08
" "	5	8 527, 944 71	91, 009, 373 38
		-3 069, 229 39	-2 690 866 90
" _"			
" "		43 517, 404 96	16 401, 799 64
" _"		-113, 165 87	-293, 447. 70
" _"		-8 582, 107. 79	-1, 080 544 74
" "			-60 198 61
" "		290 722, 473 35	361, 080 478 12
		139, 510 34	4 109 96
		77, 910 95	67, 530 90
" "		290 784, 072 74	361, 017, 057. 18
		43 298 495 85	40 201, 926 92
" "		247, 485, 576 89	320 815, 130 26
" "		247, 485, 576 89	320 815, 130 26
" "			
		952, 000 00	45, 100 360 78
		952, 000 00	45, 100 360 78
1.			
2			
3		952, 000 00	45, 100 360 78
4			

1.			
2			
3			
4			
5			
6			
7.			

		680,092,658.50	576,235,144.13
		179,638,582.99	150,570,986.16
	78(1)	111,315,278.85	89,514,624.67
		1,810,431,362.98	1,749,348,112.10
	79(1)	622,875,138.44	971,066,113.56
		581,496,756.80	865,308,679.78
		24,850,939.53	42,093,820.40
		150,120.77	108,434.09
	78(2)	17,405,311.38	
		623,903,128.48	907,510,934.27
		192,721,315.71	274,840,954.82
		647,351,750.00	1,090,196,222.22
		90,059,524.17	1,689,054,770.83
	78(2)	9,200,000.00	13,550,000.00
		939,332,589.88	3,067,641,947.87
		-315,429,461.40	-2,160,131,013.60
			91,274,393.19
			55,449,664.78
			146,724,057.97
		6,894,874.69	58,874,454.10
		214,330,738.16	137,714,612.57

	78(3)	140,452,284.23	49,466,813.70
		361,677,897.08	246,055,880.37
		-361,677,897.08	-99,331,822.40
		8,409,667.48	37,469,991.03
	79(1)	-45,822,552.56	-1,250,926,731.41
	79(1)	2,899,469,580.53	4,150,396,311.94
	79(1)	2,853,647,027.97	2,899,469,580.53

2023 1—12

: :

		2023	2022
		575,550,168.20	609,985,449.23
		530,442,305.56	263,195,899.01

609,98

		425,300,499.34	879,437,621.96
		17,814,839.80	20,227,654.17
		809,710,271.61	1,083,334,333.71
		90,059,524.17	1,713,755,229.25
		917,584,635.58	2,817,317,217.13
		-492,284,136.24	-1,937,879,595.17
			91,274,393.19
			91,274,393.19
		214,244,424.40	137,363,510.52
		114,127,234.35	26,089,328.36
		328,371,658.75	163,452,838.88
		-328,371,658.75	-72,178,445.69
		7,756,524.95	30,115,265.35
		-330,525,854.10	-1,680,391,992.62
		2,060,261,366.82	3,740,653,359.44
		1,729,735,512.72	2,060,261,366.82

2023 1—12

: :

2023											
()											
535,678.67 6.00				5,480,136.37 6.69	53,153,633 .12	95,557,374 .72	119,510,68 7.07	2,005,971,87 6.91	8,183,701,35 8.27	7,164,694 .88	8,190,866.05 3.15
535,678.67 6.00				5,480,136.37 6.69	53,153,633 .12	95,557,374 .72	119,510,68 7.07	2,005,971,87 6.91	8,183,701,35 8.27	7,164,694 .88	8,190,866.05 3.15
214,210.02 3.00				- 213,008,132 94	93,296,428 .04	4,960,762 67	24,748,557 .69	157,999,583 70	95,614,366.0 8	- 5,440,004 .15	90,174,361.9 3

"												
"						4,960,762 67			396,992,565 79	401,953,328 46	- 5,440,004 .15	396,513,324 31
	-34,401.00			1,236,291.06	93,413,960 .84					- 92,212,070.7 8		- 92,212,070.7 8
1												
2												
3	-34,401.00			1,236,291.06	- 13,105,307 .12					14,307,197.1 8		14,307,197.1 8

4						106,519,267.9%								106,519,267.9%

-
117,532.80

2														
3														
4														
5														
6														

2023

1													
2													
	749,888,69 9.00			5,267,128,24 3.75	146,450,06 1.16	100,518,13 7.39	144,259,24 4.76	2,163,971,46 0.61	8,279,315,72 4.35	1,724,690 .73	8,281,040,41 5.08		

2022													
()													
	381,246,49 2.00			5,543,570,40 2.31	3,934,695 52	26,743,283 .68	87,429,174 .04	1,101,159,72 1.53	7,136,214,37 8.04	8,221,778 .80	7,144,436,15 6.84		

4															
	152,626,122 200				152,626,122 00										
1	152,626,122 200				152,626,122 00										
2															
3															
4															

5													
6													
1													
2													
	535,678.67 6.00				5,480,136.37 6.69	53,153,633 .12	95,557,374 .72	119,510,68 7.07	2,005,971,87 6.91	8,183,701,35 8.27	7,164,694 .88	8,190,866.05 3.15	

	2023										
	()										
	535,678.676.00				5,459,006,122.76	53,153,633.12	92,411,999.99		119,510,687.07	721,528,226.61	6,874,982,079.31
	535,678.676.00				5,459,006,122.76	53,153,633.12	92,411,999.99		119,510,687.07	721,528,226.61	6,874,982,079.31
" "	214,210.023.00				- 213,008,132.94	93,296,428.04	952,000.00		24,748,557.69	8,492,594.80	- 57,901,385.49
							952,000.00			247,485,576.89	248,437,576.89
	- 34,401.00				1,236,291.06	93,413,960.84					- 92,212,070.78
1											
2											
3	- 34,401.00				1,236,291.06	- 13,105,307.12					14,307,197.18
4						106,519,267.96					- 106,519,267.96
						- 117,532,800			24,748,557.69	- 238,992,982.09	- 214,126,891.60
1									24,748,557.69	- 24,748,557.69	
2						- 117,532,800				- 214,244,424.40	- 214,126,891.60

3											
	214, 244, 4 24 00				- 214, 244, 4 24 00						
1	214, 244, 4 24 00				- 214, 244, 4 24 00						
2											
3											
4											
5											
6											
1											
2											
	749, 888, 6 99 00				5, 245, 997 , 989. 82	146, 450, 0 61. 16	93, 363, 9 99. 99		144, 259, 244 76	730, 020 821. 41	6, 817, 080 , 693. 82

	2022										
	()										
	381, 246, 4 92 00				5, 520, 283 , 234. 17	3, 934, 695 . 52	47, 311, 6 39. 21		87, 429, 1 74 04	570, 158 119. 90	6, 602, 493 , 963. 80
	381, 246, 4 92 00				5, 520, 283 , 234. 17	3, 934, 695 . 52	47, 311, 6 39. 21		87, 429, 1 74 04	570, 158 119. 90	6, 602, 493 , 963. 80

" "	154,432,1 84.00				- 61,277,11 1.41	49,218,93 7.60	45,100,3 60.78		32,081,5 13.03	151,370 106.71	272,488,1 15.51
							45,100,3 60.78			320,815 130.26	365,915,4 91.04
	1,806,062 .00				91,349,01 0.59	49,419,03 7.12					43,736,03 5.47
1	1,882,947 .00				86,660,35 1.19						88,543,29 8.19
2											
3	- 76,885.00				4,688,659 .40	26,918,72 3.01					- 22,306,94 8.61
4						22,500,31 4.11					- 22,500,31 4.11
						- 200,099.5 2			32,081,5 13.03	- 169,445 023.55	- 137,163,4 11.00
1									32,081,5 13.03	- 32,081,5 13.03	
2						- 200,099.5 2				- 137,363 510.52	- 137,163,4 11.00
3											
	152,626,1 22.00				- 152,626,1 22.00						
1	152,626,1 22.00				- 152,626,1 22.00						
2											
3											

4											
5											
6											
1											
2											
	535,678.676.00				5,459,006,122.76	53,153,633.12	92,411,999.99		119,510,687.07	721,528,226.61	6,874,982,079.31

34" "
39' "

1.

2

1 1 12 31

3

12

4

5

	1%
	10%

6

1

2

7.

1

2

1

2

3

4

8

9

10

1

2

3

“ ”

“ ”

11.

1

“ ”

2

1

2

3

4

1

2

2

()

3

4

12

11.

7

13

11. 7

14

15

11. 7

16

1

24

2

3

4

1

17.

()

11.

7

18

19

1

2

A

B

22 —

A
B

22 —

3

7

4

22 —

22 —

20

21.

(1).

22

(2).

		20-30	5%	3 17% 4 75%
		5-10	2% 10%	9% 19. 6%
		5-10	5% 10%	9% 19%
		3-10	5% 10%	9% 19%

22

27"

"

23

1

2

3

3

24

25

26

(1).

(4).

31.

- 1
- 2
- 3

32

- 1

2

33

34
(1).

•
•
•

-
-
-
-

(

)
()

(2).

1

2

3

3

4

38

1

2

3

(

)

" 21. "

- 1
- 2
- 3

2

5

9

6

40

(1).

(2).

(3). 2023

41.

1.

		6%
		5% 7%
		5% 29.84%
		3%
		2%
	70%	1. 2%

	%
--	---

	15
	15
	25
	15
	20
	25
	25
	15
	25
	25
	25
	25
	25
	8 25
Joim Laboratories (Delaware) Corporation	29.7
Biomedical Research Models, Inc	29
JOIN LABORATORIES, CA Inc	29.84
Bionare-Joim(CA), Inc.	29.84
3127 Farm Inc	26.5
	25
	25
	25
	25
	15
	15
	25
	25
	25
	25

2

1	Joim Laboratories (Delaware) Corporation			
	Biomedical Research Models, Inc	JOIN Laboratories, CA Inc.	Bionare-Joim(CA), Inc.	
	3127 Farm Inc			2023 12 31
	21%	5.5%	8.84%	
2		16.5%		2023 12
31		2,000,000		
8.25%		16.5%		
3		2023 10 26		
	2023	2024	2025	15%

2023 2024 2025 2023 12 13 15%

2023 2024 2025 2023 11 30 15%

15% 4 1

7.5%

2

2020 42

	2,862,911,984.90	2,916,847,629.10
	145,163,640.19	62,553,649.60

9,264,956.93

2

	373,354,146.08	408,470,725.27	/
	373,354,146.08	381,325,284.81	/
		27,145,440.46	/
	373,354,146.08	408,470,725.27	/

90-180

3

4

(1).

	6,873,300.00	12,186,739.00
	6,873,300.00	12,186,739.00

(4).

(5).

(6).

5

(1).

1		
1		
	74,856,580.03	75,920,763.46
0-90	34,812,959.40	39,326,466.47
91-365	53,619,020.85	60,148,168.21
1	163,288,560.28	175,395,398.14
1 2	46,620,673.67	22,103,999.48
2 3	5,237,335.96	2,391,499.28
3		
3 4	1,477,662.75	5,220,046.06
4 5	5,127,843.41	1,201,369.43
5	2,850,171.25	1,685,242.85
	224,602,247.32	207,997,555.24

(2).

		(%)		(%)			(%)		(%)	
	224,602,247.32	100.00	18,587,772.02	82.8	206,014,475.30	207,997,555.24	100.00	8,560,786.60	4.12	199,436,768.64
	224,602,247.32	100.00	18,587,772.02	82.8	206,014,475.30	207,997,555.24	100.00	8,560,786.60	4.12	199,436,768.64
	224,602,247.32	/	18,587,772.02	/	206,014,475.30	207,997,555.24	/	8,560,786.60	/	199,436,768.64

			%
	74,856,580.03	374,282.90	0.50
0-90	34,812,959.40	626,633.27	1.80
91-365	53,619,020.85	1,503,013.91	2.80
1-2	46,620,673.67	3,729,653.88	8.00
2-3	5,237,335.96	2,959,094.82	56.50
3			
3-4	1,477,662.75	1,417,078.58	95.90
4-5	5,127,843.41	5,127,843.41	100.00
5	2,850,171.25	2,850,171.25	100.00
	224,602,247.32	18,587,772.02	8.28

	12	()	()	
2023 1 1		8,560,786.60		8,560,786.60
2023 1 1				
--				
--				
--				
--				
		9,998,267.25		9,998,267.25
		28,718.17		28,718.17
2023 12 31		18,587,772.02		18,587,772.02

(3).

(4).

(5).

				%	
	22,132,562.22	11,885,113.46	34,017,675.68	9.65	260,138.38
	15,204,848.96	181,132.02	15,385,980.98	4.37	354,288.60
	7,590,017.01	3,872,899.05	11,462,916.06	3.25	606,240.63
	10,512,264.02	736,792.45	11,249,056.47	3.19	844,665.08
	154,644.59	6,531,557.57	6,686,202.16	1.90	120,031.98
	55,594,336.80	23,207,494.55	78,801,831.35	22.36	2,185,364.66

78,801,831.35

22.36%

2,185,364.66

6

(1).

	127,810 815.34	639,054 07	127,171,7 61.27	129,122,777. 70	645,613 89	128,477,163 81
	127,810 815.34	639,054 07	127,171,7 61.27	129,122,777. 70	645,613 89	128,477,163 81

(2).

(3).

	12		

		()	()	
2023 1 1		645,613.89		645,613.89
2023 1 1				
--				
--				
--				
--				
		6,559.82		6,559.82
2023 12 31		639,054.07		639,054.07

(4).

			/	
		6,559.82		
		6,559.82		/

(5).

7

(1).

(2).

(3).

(4).

(5).

(6).

(7).

(8).

8

(1).

		(%)		(%)
1	100 184 485 66	90 96	36 128 601 80	97 21
1 2	8 970 759 02	8 14	1 011 852 90	2 72
2 3	991 968 80	0 90		
3			26 018 00	0 07
	110 147 213 48	100 00	37 166 472 70	100 00

1

(2).

		(%)

(4).

(5).

(6).

(1).

(2).


1

(3).

(4).

(5).

(6).



		330 337. 50		330 337. 50
2023 12 31		880 900 00		880 900 00

11. 7

(4).

(5).

(6).

		(%)			
	2 529 940 44	20 42		1	

	1, 101, 125 00	8 89		4-5	880, 900 00
	1, 000, 000 00	8 07		3-4	
	971, 186 88	7. 84		1	
	774, 467. 02	6 25		1 1-5 5	
	6 376 719. 34	51. 47	/	/	880, 900 00

(7).

10

(1).

		/		/		
	190, 588, 914 . 19	6, 924, 472 29	183, 664, 441. 90	349, 602, 629. 71	349, 602, 629. 71	
	384, 136 75		384, 136 75	61, 252 1 4	61, 252 1 4	
	545, 063 76		545, 063 76	518, 366 17	518, 366 17	
	905, 749, 181 . 00		905, 749, 181. 00	1, 071, 17 5, 973 52	1, 071, 17 5, 973 52	
	805, 980, 647 . 97	33, 241, 526 . 82	772, 739, 121. 15	782, 178, 768 54	8, 931, 025 43	773, 247, 743 11
	1, 903, 247, 9 43 67	40, 165, 999 . 11	1, 863, 08 1, 944 56	2, 203, 53 6, 990 08	8, 931, 025 43	2, 194, 60 5, 964 65

(2).

	1, 533, 490, 014. 42	
	1, 533, 490, 014. 42	

2024 1 6

13

	16, 639, 617. 88	10, 784, 533. 09
	9, 838, 131. 98	9, 515, 203. 35
	937, 096. 73	3, 323, 549. 32
	27, 414, 846. 59	23, 623, 285. 76

14

(1).

(2).

(3).

(4).

16

(1).

(2).

(3).

(4).

(5).

17

(1).

	22,597,914.76			-3,069,229.39						19,528,685.37	
	22,597,914.76			-3,069,229.39						19,528,685.37	
	22,597,914.76			-3,069,229.39						19,528,685.37	

1
0

(2).

18
(1).

	158,720,000.00			1,120,000.00			159,840,000.00			
	158,720,000.00			1,120,000.00			159,840,000.00			/

(2).

8.93%

19

	233,144,259.46	168,173,118.59
	354,639,385.13	317,749,417.93
	587,783,644.59	485,922,536.52

1 2022 3 30

2,500 5,000 2022 2,500

2 Pablo H II Capital Management, LLC Vcarbio USA Healthcare
 Venture Fund, L.P. 2023 6 27 Pablo H II Venture Fund One, L.P.
 800 40%
 530

20

(1).

21

	583,318,976.70	590,213,602.80
	583,318,976.70	590,213,602.80

(1).

1.	449,469,837. 40	460,437,904. 21	11,013,264. 86	36,974,321. 20	957,895,327.67
2	6,607,960.85	65,055,234.2 5	957,065.91	10,522,457. 25	83,142,718.26
1		63,267,900.5 4	910,593.96	10,380,626. 17	74,559,120.67
2	6,607,960.85	717,252.10			7,325,212.95
3					
4		1,070,081.61	46,471.95	141,831.08	1,258,384.64
3	124,712.75	2,392,063.68	774,026.96	442,670.30	3,733,473.69

1	124,712.75	2,392,063.68	774,026.96	442,670.30	3,733,473.69
4	455,953,085.50	523,101,074.78	11,196,303.81	47,054,108.15	1,037,304,572.24
1.	109,288,322.72	236,824,253.85	5,599,169.48	15,969,978.82	367,681,724.87
2	24,424,257.64	58,386,949.78	1,261,500.23	5,434,197.20	89,506,904.85
1	24,424,257.64	58,057,943.06	1,250,889.62	5,399,369.43	89,132,459.75
2		329,006.72	10,610.61	34,827.77	374,445.10

1.	322, 270, 556 34	229, 919, 904 59	5, 071, 724 2 1	26, 056, 791. 56	583, 318, 976 70
2	340, 181, 514 68	223, 613, 650 36	5, 414, 095 3 8	21, 004, 342 38	590, 213, 602 80

(2).

(3).

(4).

(5).

22

	342, 008, 170 08	277, 735, 220 78
	342, 008, 170 08	277, 735, 220 78

	14, 855, 496. 85	14, 855, 496. 85
	- 243, 401, 285. 95	- 243, 401, 285. 95
	558, 873, 617. 05	558, 873, 617. 05

24

(1)

(2)

25

(1)

1.	133, 426, 744. 12	5, 589, 518. 81	849, 757. 53	139, 866, 020. 46
2	13, 615, 275. 47		24, 752. 01	13, 640, 027. 48
1	11, 729, 391. 07			11, 729, 391. 07
2				
3	1, 885, 884. 40		24, 752. 01	1, 910, 636. 41
3	14, 186, 553. 25			14, 186, 553. 25

1	14,186,553.25			14,186,553.25
4	132,855,466.34	5,589,518.81	874,509.54	139,319,494.69
1.	59,939,204.64	2,242,370.69	339,903.68	62,521,479.01
2	25,996,267.17	877,317.56	184,801.15	27,058,385.88
(1)	25,102,790.44	877,317.56	174,032.38	26,154,140.38
(2)	893,476.73		10,768.77	904,245.50
3	13,711,097.15			13,711,097.15
(1)	13,711,097.15			13,711,097.15
4	72,224,374.66	3,119,688.25	524,704.83	75,868,767.74
1.				
2				
(1)				
3				
(1)				
4				
1.	60,631,091.68	2,469,830.56	349,804.71	63,450,726.95
2	73,487,539.48	3,347,148.12	509,853.85	77,344,541.45

(2)

26

(1).

1.	266,085,544 .95	123,395 00	377,358 49	33,882,938 .64	42,191,835 .32	342,661,072 .40
2	649,233.90	4,273.58		5,942,069. 98	715,454.70	7,311,032.1 6
(1)		4,273.58		5,263,155 11		5,267,428.6 9
(2)				678,914.87		678,914.87
(3)						
4	649,233.90				715,454.70	1,364,688.6 0
3						
(1)						
4	266,734,778 .85	127,668 58	377,358 49	39,825,008 .62	42,907,290 .02	349,972,104 .56
1.	16,991,655 65	92,555.6 8	283,018 77	12,748,734 .57	13,009,149 .22	43,125,113 89
2	5,163,827.5 2	7,529.08	37,735.8 6	4,746,740 95	4,511,327. 53	14,467,160 94
1	5,163,827.5 2	7,529.08	37,735.8 6	4,746,740 95	4,269,404 69	14,225,238 10
(2)					241,922.84	241,922.84
3						

(1)						
4	22,155,483 17	100,084 76	320,754 63	17,495,475 .52	17,520,476 .75	57,592,274 83
1.						
2						
1						
3						
(1)						
4						
1.	244,579,295 .68	27,583.8 2	56,603.8 6	22,329,533 .10	25,386,813 .27	292,379,829 .73
2	249,093,889 .30	30,839.3 2	94,339.7 2	21,134,204 .07	29,182,686 .10	299,535,958 .51

Q 19%

(2).

(3)

27

(1).

Bi onedi cal Research Midel s, Inc	133,739, 237.73		2,267,84 0.80		136,007, 078.53
	133,739, 237.73		2,267,84 0.80		136,007, 078.53

(2).

(3).

Bi onedi cal Research Midel s, Inc	Bi onedi cal Research Midel s, Inc. Bi onere	bi onere	

(4).

--	--	--	--	--	--	--	--	--

Biomedical Research Medals, Inc	222,041, 735.15	341,811, 102.00	0	2024 - 2023	0% 1.04% 13.00% 10.80%		0% 8.85% 10.80%	0%
	222,041, 735.15	341,811, 102.00	0	/	/	/	/	/

1

2

3

(5).

28

	34,586,225.76	25,122,239.78	10,083,153.00	- 537,810.96	50,163,123.50
	405,851.33		399,560.30		6,291.03
	202,887.46		92,636.54		110,250.92

	5,312,008.83	16,790,820.90	2,138,219.81		19,964,609.92
	4,404,732.28	3,126,970.44	2,886,933.64		4,644,769.08
	44,911,705.66	45,040,031.12	15,600,503.29	- 537,810.96	74,889,044.45

29 /
(1).

	36,165,130.93	10,487,887.97	67,023,431.14	19,436,795.03
	16,566,638.02	2,594,400.36	8,295,715.32	1,275,465.28
	40,165,999.11	6,095,873.07	8,158,613.58	1,223,792.02
	32,197,374.98	4,829,606.24	34,974,405.66	5,246,160.85
			10,979,599.78	1,646,939.97
	36,895,909.00	10,224,039.02	46,055,843.93	12,951,822.60
	19,346,131.13	2,951,498.57	23,050,048.10	2,748,216.22
	181,337,183.17	37,183,305.23	198,537,657.51	44,529,191.97

(2).

	106,412,767.55	13,546,428.75	114,088,236.42	14,906,455.05
	109,840,000.00	16,476,000.01	108,720,000.00	16,308,000.00
	53,174,469.59	7,976,170.44	13,497,536.52	2,024,630.49

	5 354 146 08	803 121. 91	14 097 004 97	2 098 483 26
	130 542 788 57	25 572 239 07	121 578 779 64	23 530 211. 20
	1 305 042 199. 45	97 878 164 97	1 725 008 671. 70	129 375 650 39
	33 303 156 51	9 022 032 61	43 881 251. 59	11 916 342 76
	1 743 669 527. 75	171 274 157. 76	2 140 871 480 84	200 159 773 15

(3).

	8 932 032 61	28 251 272 62	11 916 342 76	32 612 849 21
	8 932 032 61	162 342 125 15	11 916 342 76	188 243 430 39

30

	17, 793, 632 08		17, 793, 632 08	17, 793, 632 08	17, 793, 632 08
	10, 093, 185 10		10, 093, 185 10	28, 240, 033 60	28, 240, 033 60
	30, 832, 127. 11		30, 832, 127. 11	1, 478, 774, 288 92	1, 478, 774, 288 92
	142, 300 00		142, 300 00	248, 661. 06	248, 661. 06
	58, 861, 244 29		58, 861, 244 29	1, 525, 056, 615 66	1, 525, 056, 615 66

3

2026

2

31

--	--	--

	9, 264, 956 93	9, 264, 956 93			17, 378, 048 57	17, 378, 048 57		
	9, 264, 956 93	9, 264, 956 93	/	/	17, 378, 048 57	17, 378, 048 57	/	/

32

(1).

(2).

33

34

35**(1).****36****(1).**

	41,088,440.91	123,596,887.58
	2,234,872.37	3,712,023.65
	43,323,313.28	127,308,911.23

(2).**1****37****(1).****(2).****1****(3).****38****(1).**

	1,151,973,539.70	1,294,706,540.90
	1,151,973,539.70	1,294,706,540.90

(2). 1

	124, 308, 588 65	604, 192, 051. 49	623, 733, 092 27	104, 767, 547. 87

(3).

1	1, 289, 286 95	54, 261, 048 2 5	54, 004, 990 47	1, 545, 344 73
2	40, 278 16	1, 544, 575 43	1, 536, 591. 84	48, 261. 75
3				
	1, 329, 565 11	55, 805, 623 6 8	55, 541, 582 31	1, 593, 606 48

40

	876, 457. 94	1, 391, 731. 68
	41, 352, 802 78	59, 202, 879. 29
	1, 234, 871. 76	1, 112, 430 41
	71, 047. 42	92, 815 64
	72, 533 74	77, 217. 38
	992, 916 42	1, 091, 690 35
	44, 600, 630 06	62, 968, 764 75

41

(1).

	88,992,348.61	199,531,750.44
	88,992,348.61	199,531,750.44

(2).

(3).

(4).

	71,690,285.18	74,295,775.15
	16,369,235.17	29,441,003.02
A		2,731,095.00
	932,828.26	2,854,453.10
		90,209,424.17
	88,992,348.61	199,531,750.44

1

42

43 1

45
(1).

		3,280,555.67
		3,280,555.67

2023 12 31 Berkshire Bank

46
(1).

(2).

(3).

(4).

47

	3, 145, 3 74. 73	4, 008, 762. 67				4, 008, 762. 67		7, 154, 1 37. 40
	3, 145, 3 74. 73	4, 008, 762. 67				4, 008, 762. 67		7, 154, 1 37. 40
	95, 557, 374. 72	5, 128, 762. 67			168, 00 0. 00	4, 960, 762. 67		100, 518 , 137. 39

58

59

	119, 510, 687. 07	24, 748, 557. 69	144, 259, 244. 76
	119, 510, 687. 07	24, 748, 557. 69	144, 259, 244. 76

10%

60

	2, 005, 971, 876. 91	1, 101, 159, 721. 53
+		
	2, 005, 971, 876. 91	1, 101, 159, 721. 53

	2,308,999 ,190.69	1,311,110 ,280.16	63,423 186.73	49,992 137.54	4,064 419.68	2,598 645.11	2,376,486 ,797.10	1,363,701 ,062.81

(3).

(4).

33

33

3

(5).

62

	1,179,840.88	1,150,980.00
	980,941.94	939,646.34
	3,638,685.31	3,468,401.01
	864,213.27	974,590.92
	14,929.80	
	776,651.28	2,479,070.36
	220,864.97	194,241.88
	7,676,127.45	9,206,930.51

63

	12,656,452.48	13,175,428.01
	1,571,103.80	474,162.07

	3 561, 539. 22	1, 669, 660. 86
	171, 958. 20	162, 814. 47
	439, 966. 23	652, 489. 76
	4 514, 045. 59	1, 493, 923. 83
	1, 700, 043. 01	379, 007. 83
	24, 615, 108. 53	18, 007, 486. 83

64

	166, 197, 438. 65	177, 534, 921. 82
	49, 947, 900. 23	44, 912, 989. 76
	12, 802, 093. 53	17, 264, 959. 91
	25, 046, 297. 52	30, 623, 374. 08
	22, 981, 653. 25	14, 300, 780. 83
	3, 279, 396. 77	1, 951, 457. 59
	280, 254, 779. 95	286, 588, 483. 99

65

	57, 928, 958. 10	47, 687, 827. 43
	22, 245, 597. 42	19, 703, 586. 39
	8, 802, 807. 29	5, 009, 015. 39
	7, 877, 010. 01	5, 584, 320. 35
	96, 854, 372. 82	77, 984, 749. 56

66

	86, 313. 76	351, 102. 05
	- 142, 503, 398. 96	- 131, 232, 742. 13
	- 12, 114, 323. 87	- 27, 401, 441. 64
	3, 055, 832. 52	3, 230, 637. 07
	384, 351. 38	370, 871. 50
	- 151, 091, 225. 17	- 154, 681, 573. 15

67

	7,038,742.65	6,188,696.86
	9,184,790.45	6,687,259.15
	695,948.39	578,722.92
	1,809,981.35	540,531.25
	11,524,428.42	8,649,083.44
	30,253,891.26	22,644,293.62

68

	-3,069,229.39	-2,690,866.90
	11,397,056.46	15,713,216.91
	1,300,000.00	
	9,627,827.07	13,022,350.01

69

	- 31, 232, 454. 20	- 2, 792, 498. 14
--	--------------------	-------------------

73

	- 65, 951. 85	- 211, 149. 27
	- 65, 951. 85	- 211, 149. 27

74

	151, 331. 31		151, 331. 31
	151, 331. 31		151, 331. 31
		14, 366, 738. 89	
	235, 377. 85	278, 038. 52	235, 377. 85
	386, 709. 16	14, 644, 777. 41	386, 709. 16

75

	336, 251. 82	201, 255. 55	336, 251. 82
	336, 251. 82	201, 255. 55	336, 251. 82

	10 000 00	42, 223 00	10 000 00
	186, 341. 32	37, 821. 59	186, 341. 32
	532, 593 14	281, 300 14	532, 593 14

76

(1).

	137, 259, 134 84	161, 925, 206 65
	- 21, 861, 259. 25	4, 877, 027. 90
	115, 397, 875 59	166, 802, 234 55

(2).

	506, 950, 437. 23
/	126, 737, 609. 28
	1, 568, 750 41
	- 18, 473, 140 24
	2, 859, 039. 52
	26, 052, 551. 29
	- 23, 346, 934 67
	115, 397, 875 59

77

57

78
(1).

	86,862,904.47	78,936,505.93
	14,900,611.47	35,517,962.24
	5,384,732.61	5,056,023.13
	107,148,248.55	119,510,491.30

	712,195.37	655,445.06
	5,439,347.41	4,202,187.86
	105,163,736.07	84,656,991.75
	111,315,278.85	89,514,624.67

(2).

	17,405,311.38	
	17,405,311.38	

	9,200,000.00	13,550,000.00

	9,200,000.00	13,550,000.00
--	--------------	---------------

" "	65,951.85	211,149.27
" "	184,920.51	201,255.55
" "	245,641,516.85	-349,567,472.90
" "	-64,612,672.08	-76,115,938.72
" "	-9,627,827.07	-13,022,350.01
" "	4,257,107.92	753,646.30
" "	-26,069,305.24	4,476,571.95
" "	239,357,799.14	-182,455,857.49
" "	-91,412,850.88	-127,684,941.17
" "	-252,968,657.82	486,831,688.32
	-6,188,742.65	19,451,503.14
	6,028,495.63	9,588,295.73
		-14,366,738.89
	622,875,138.44	971,066,113.56
2		
3		
	2,853,647,027.97	2,899,469,580.53
	2,899,469,580.53	4,150,396,311.94
	-45,822,552.56	-1,250,926,731.41

(2).

	90,059,524.17
	48,582,976.17
	41,476,548.00
	90,059,524.17

:

(3).

(4).

	2, 853, 647, 027. 97	2, 899, 469, 580. 53
		546. 80
	2, 844, 634, 948. 09	2, 869, 339, 892. 49
	9, 012, 079. 88	30, 129, 141. 24

			178,229,166.37
	23,852,842.99	7.0827	168,942,531.05
	340,236.00	0.050213	17,084.27
	10,228,808.73	0.90622	9,269,551.05
			27,018,930.68
	3,805,182.23	7.0827	26,950,964.18

94.8

7, 304, 799. 65

34, 175, 446.09()

(2)

(3)

83

(1).

	58, 230, 514. 48	47, 687, 827. 43
	22, 245, 597. 42	19, 703, 586. 39
	8, 802, 807. 29	5, 009, 015. 39
	8, 254, 368. 50	5, 584, 320. 35
	97, 533, 287. 69	77, 984, 749. 56
	96, 854, 372. 82	77, 984, 749. 56
	678, 914. 87	

(2).

		<i>678,914.87</i>			<i>678,914.87</i>			
		<i>678,914.87</i>			<i>678,914.87</i>			

(3).**1****2****3**

4

5

100%

6

1
(1).

					:	
					%	
		500,000,000			100.00%	
Biomedical Research Models, Inc					100.00%	
Joim Laboratories (Delaware) Corporation					100.00%	
		300,000,000			100.00%	
JOIM LABORATORIES, CA Inc					100.00%	
		100,000,000			100.00%	
		100,000,000			100.00%	
		50,000,000			80.00%	
		50,000,000			100.00%	
		300,000,000			100.00%	

		20,000,000			100.00%		
JOHN LABORATORIES (H) LIMITED					100.00%		
		20,000,000			100.00%		
		12,000,000				100.00%	
		10,000,000			100.00%		
		10,000,000			55.00%		
		50,000,000			100.00%		
		30,000,000			100.00%		
		10,000,000			100.00%		
		1,000,000			65.00%		
		10,000,000				100.00%	
Bi onere- Joi m(CA), Inc.						100.00%	
3127 Farml nc						100.00%	
		100,000,000			100.00%		

(2).

(3).

(4).

(5).

2

(4).

	/	/
--		
--		
--		
	19,528,685.37	22,597,914.76
--	-3,069,229.39	-2,690,866.90
--		
--	-3,069,229.39	-2,690,866.90

17

(5).

(6).

			:	:
	-1,030,585.28	322,311.18		-708,274.10

(7).

(8).

4

5

6

1

2

							/
	23,516,982.93			1,338,832.86		22,178,150.07	
	19,962,405.93			795,618.76		19,166,787.17	
	11,460,550.56			1,315,418.28		10,145,132.28	
	8,477,209.52			293,897.88		8,183,311.64	
	17,259,057.57	850,000.00		3,294,974.87		14,814,082.70	
	80,676,206.51	850,000.00		7,038,742.65		74,487,463.86	/

3

	7, 038, 742. 65	5, 074, 096. 86
	12, 220, 376. 81	10, 342, 406. 36
	19, 259, 119. 46	15, 416, 503. 22

1**1**
1

3

2

22% 2022

17%

()

21 45

3

	1	1-2	2-5	5		
	43,323,313 .28				43,323,313 28	43,323,313 28
	88,992,348 .61				88,992,348 61	88,992,348 61
	28,045,631 .03				28,045,631. 03	27,499,926 74
		28,714 821.81	15,240,8 85.12	2,203,73 9.68	46,159,446 61	41,924,537. 74

	160,361,29 2 92	28,714, 821.81	15,240,8 85 12	2,203,73 9.68	206,520,739 .53	201,740,126 .37
--	--------------------	-------------------	-------------------	------------------	--------------------	--------------------

2

(1)

(2)

(3)

3

(1)

(2)

(3)

1

:

:

			961,137,790.67	961,137,790.67
1.			961,137,790.67	961,137,790.67
1				
2				
3				
2				
1				
2				
			159,840,000.00	159,840,000.00
1.				
2				
3				
			1,464,615,127.87	1,464,615,127.87
1.			905,741,510.82	905,741,510.82
2			558,873,617.05	558,873,617.05
			2,585,592,918.54	2,585,592,918.54
1.				
2				

2

3

4

1)

2)

3)

4)

5)

/

5

6

7

8

9

1

2

1

3

4

Staidson Biopharma Inc.	
JGNN Biologics Inc.	
BI CRICLAND LLC	

5

(1).

/

					43,572.82

		428,118.87			214,200.03
		2,621,359.23			
		243,756.00			
		4,291,881.38			

/

		69,750,342.58	38,651,191.40
			679,245.28
Staidson Biopharma Inc.		3,064,312.29	19,993,791.77
		340,233.95	320,633.01
		92,962.26	233,018.88
		257,547.31	150,377.35
			14,150.94
		1,377,088.88	
JOIN Biologics Inc.		249,693.63	

(2).

/ /
/

/

/

/

(3).

(5).

(6).

(7).

	1,476.61	1,978.43

(8).

6

(1).

: :

	Stai dson Bi ophar na I nc.	7,590,017.01	586,876.14	6,521,850.33	78,271.97
		22,132,562.22	200,712.81	2,932,700.00	58,952.50
		36,000.00	180.00		
		45,132.07	812.38		
	JCI NN Bi ol ogi cs I nc.	176,536.30	3,858.86		
		9,300.00	46.50	6,200.00	62.00
		29,989,547.60	792,486.69	9,460,750.33	137,286.47

				414,424.00	
				414,424.00	
		11,885,113.46	59,425.57	9,395,977.68	46,979.89
	Stai dson Ei opharna Inc.	3,872,899.05	19,364.50	2,854,599.61	14,273.00
		76,037.88	380.19	8,773.59	43.87
		12,264.14	61.32		
		15,846,314.53	79,231.58	12,259,350.88	61,296.76
		714,000.00		714,000.00	
	BI CRICLAND LLC	713,554.76		701,656.64	
		971,186.88			
		2,398,741.64		1,415,656.64	
	BI CRICLAND LLC	815,690.34			
		815,690.34			

(2).

			:	:
		11,161,768.31		30,231,377.78
		460,991.53		
		211,184.90		105,592.45
		521,887.75		686,038.70
		693,396.22		730,443.39
	Stai dson Ei opharna Inc.			637,818.07

		66,037.73	66,037.73
	JONN BİD OĞİCS INC.	18,867.92	
		13,134,134.36	32,457,308.12
		53,000.00	
		53,000.00	

(3).

7

8

1

2019							1,200.00	27,035.53
2019							4,800.00	230,928.00
2019							113,000.00	10,709,010.00
2020							164,200.00	15,561,234.00
2021					188,440.00	11,253,636.80	216,480.00	17,981,347.85
2022	68,500.00	2,731,095.00					68,500.00	2,731,095.00
	68,500.00	2,731,095.00			188,440.00	11,253,636.80	568,180.00	47,240,650.38

2020	33 94	7	

2019
2023 12 31

2021

2

	El ack-Schol es
	138, 860, 471. 99

3

4

2020	1, 342, 967. 67	
2021	2, 030, 495 36	
2022	2, 655, 032 60	
	6, 028, 495 63	

5

1 2023 10 30
2021 A

2021 A

2023 12 31

2 2023 10 30
2022 A

2023 12 31 2022 A

6

1

2
(1).

(2).

2023 12 31

3

1

2

	119,976,877.60
	119,976,877.60

3

4

1
(1).

(2).

2

3

(1).

(2).

4

5

6

(1).

3

3

(2).

	2,313,159,929.1 9	63,648,658 43	146,351,419.68	146,673,210.20	2,376,486,797.1 0

	1, 327, 496, 669. 1 3	50, 050, 896 61	139, 595, 198. 40	153, 441, 701. 33	1, 363, 701, 062. 8 1
	10, 124, 982, 568 37	89, 974, 562 92	2, 233, 129, 664 46	2, 420, 927, 165 28	10, 027, 159, 630 47
	2, 013, 579, 617. 5 4	42, 766, 472 13	116, 914, 421. 93	427, 141, 296. 21	1, 746, 119, 215. 3 9

(3).

(4).

7

8

1

(1).

1		
1		
	30, 316, 009. 90	22, 973, 477. 23
0-90	9, 830, 255. 06	4, 931, 586. 69
91-365	1, 647, 424. 51	20, 126, 469. 32
1	41, 793, 689. 47	48, 031, 533. 24
1 2	1, 528, 263. 71	3, 789, 537. 36
2 3	310, 250. 50	118, 000. 00
3		
3 4	118, 000. 00	13, 000. 00
4 5	13, 000. 00	
5	198, 000. 00	198, 000. 00
	43, 961, 203. 68	52, 150, 070. 60

--

785,544.95

--

--

--

--

--

141,460.12

--

--

--

				%	
	19,154,562.22	3,831,753.74	22,986,315.96	25.49	114,931.58
	8,825,024.01	13,970,283.03	22,795,307.04	25.27	
		6,557,943.47	6,557,943.47	7.27	
	3,713,113.16	133,301.88	3,846,415.04	4.26	67,502.55
		3,353,510.38	3,353,510.38	3.72	16,767.55
	31,692,699.39	27,846,792.50	59,539,491.89	66.01	199,201.68

66.01%

59,539,491.89
199,201.68

2

	52,383,828.65	17,717,797.78
	52,383,828.65	17,717,797.78

(1).

(2).

(3).

(4).

(5).

(6).

(1).

(2).

1

(3).

1		
1		
1	35,922,714.37	4,473,854.68
1	35,922,714.37	4,473,854.68
1 2	3,245,494.18	6,099,910.50
2 3	6,099,910.50	6,078,145.08
3		
3 4	6,078,145.08	488,617.45
4 5	465,616.45	210,950.07
5	571,948.07	366,320.00
	52,383,828.65	17,717,797.78

(2).

	49,987,464.16	15,990,628.79
	2,385,666.72	1,691,419.99
	10,697.77	35,749.00
	52,383,828.65	17,717,797.78

(3).

(4).

(5).

(6).

		(%)			
	28,000,000.00	53.45		1	
	17,000,000.00	32.45		1	1-4
	4,039,857.64	7.71		3-4	
	947,606.52	1.81		1-2	
	774,467.02	1.48		1	1-5
				5	
	50,761,931.18	96.90	/	/	

(7).

3

	3,154,681,910.36	3,154,681,910.36	2,893,218,393.54		2,893,218,393.54
	19,528,685.37	19,528,685.37	22,597,914.76		22,597,914.76

	3,174,210,595.73		3,174,210,595.73	2,915,816,308.30		2,915,816,308.30
--	------------------	--	------------------	------------------	--	------------------

(1).

	650,000.00				650,000.00	
	80,000,000.00	4,500,000.00			84,500,000.00	
	15,757,748.16	88,697.38			15,846,445.54	
	8,500,000.00	1,010,940.67			9,510,940.67	
JOI NN LABORATORI ES, CA I nc	123,672,288.73	94,186,447.32			217,858,736.05	
	42,700,000.00	4,000,000.00			46,700,000.00	
Joi nn Laboratori es (Del avare) Corporati on	211,014,000.00	65,709,280.00			276,723,280.00	
	167,550,000.00	55,000,000.00			222,550,000.00	
JOI NN LABORATORI ES (HK) LI MITED	19,272,900.00				19,272,900.00	
	2,000,000.00	1,000,000.00			3,000,000.00	
	278,994,230.71	1,657,437.85			280,651,668.56	
	40,000,000.00				40,000,000.00	

	21,000,000.00			21,000,000.00		
	3,000,000.00	17,000,000.00		20,000,000.00		

	22,5 97,9 14,7 6			- 3,069 ,229. 39						19,52 8,685 .37	
	22,5 97,9 14,7 6			- 3,069 ,229. 39						19,52 8,685 .37	

"

"

(3).

4

(1).

	572,088,335.29	358,585,521.66	521,768,268.87	337,749,094.04
	24,901,319.99	24,901,319.99	29,753,283.85	25,871,762.66
	596,989,655.28	383,486,841.65	551,521,552.72	363,620,856.70

(2).

	558,430 311.35	350,808 671.24	4,571,7 45.30	3,999,7 28.06	24,901, 319.99	24,901, 319.99	587,903, 376.64	379,709, 719.29
	9,086,27 8.64	3,777,12 2.36					9,086,27 8.64	3,777,12 2.36

	567,516 589.99	354,585 793.60	4,571,7 45.30	3,999,7 28.06	24,901, 319.99	24,901, 319.99	596,989, 655.28	383,486, 841.65
--	-------------------	-------------------	------------------	------------------	-------------------	-------------------	--------------------	--------------------

(3).

(4).

(5).

5

		80,000,000.00
	-3,069,229.39	-2,690,866.90
	10,297,174.10	13,700,240.28
	1,300,000.00	
	8,527,944.71	91,009,373.38

	10,362,484.72	
	59,427,822.93	

1 —

1

2

	%		
	4.82	0.53	0.53
	4.10	0.45	0.45

3

4

2024 3 28