

香港交易及結算所有限公司及香港聯合交易所有限公司對本公告的內容概不負責，對其準確性或完整性亦不發表任何聲明，並明確表示，概不對因本公告全部或任何部分內容而產生或因倚賴該等內容而引致的任何損失承擔任何責任。



JOINN LABORATORIES (CHINA) CO., LTD.

北京昭衍新藥研究中心股份有限公司

(於中華人民共和國註冊成立的股份有限公司)

(股份代號：6127)

海外監管公告

本公告乃北京昭衍新藥研究中心股份有限公司(「本公司」)根據香港聯合交易所有限公司證券上市規則第13.10B條而作出。

茲載列本公司於上海證券交易所網站刊登公告如下，僅供參閱。

承董事會命
北京昭衍新藥研究中心股份有限公司
馮宇霞
董事長

中國北京，2023年3月30日

於本公告日期，本公司董事會包括主席兼執行董事馮宇霞女士、執行董事左從林先生、高大鵬先生、孫雲霞女士、姚大林博士，非執行董事顧曉磊先生，及獨立非執行董事孫明成先生、翟永功博士、歐小傑先生及張帆先生。

603127

2022



10 4

10 4

"

"

		2022 1 1 -2022 12 31
		2022 12 31
		55%
		JOINN Laboratories (Delaware) Corporation
BIOMERE		" Biomedical Research Models, Inc"
		JOINN Laboratories, CA Inc.
		80%
		JOINN Biologics Inc.
CRO		Contract Research Organization
FDA		
NMPA		" National Medical Products Administration" 2018 8 CFDA NMPA
GLP		" Good Laboratory Practice for Nonclinical Laboratory Studies" 70 FDA 2003 GLP GLP
GLP		GLP
AAALAC		AAALAC Association for Assessment and Accreditation of Laboratory Animal Care

		AAALAC
CNAS		China National Accreditation Service for Conformity Assessment CNAS
		/
		dose-responderel ati onship
SOP		Standard Operation Procedure
		,

	JOINN LABORATORIES(CHINA)CO., LTD.
	JOINN

	5	5
	010-67869582	010-67869582
	010-67869966-1077	010-67869966-1077
	gaodapeng@joinn-lab.com	jiafengsong@joinn-lab.com

	5
	5
	100176
	http://www.joinnlabs.com
	jiafengsong@joinn-lab.com

	http://www.sse.com.cn

A			603127	
H			06127	

--	--	--

		8	1	2
			10	8

()

	2022	2021	(%)	2020
	2,267,970,979.11	1,516,680,031.67	49.54	1,075,904,934.98
	1,074,257,178.93	557,459,609.09	92.71	315,013,896.31
	1,019,435,408.97	530,205,659.31	92.27	291,921,294.62
	971,066,113.56	685,655,427.10	41.63	428,385,736.49

2022

2021

1.

92.71%

3,220.8 2021
: 4,988.0 1,541.7 2021 : 3,396.3

1,436.7 2021 : 0 , 2021 :
4,947.9

2.

92.27%

33,307.3 2021 12,532.3 ,
13,123.3 2021 8,372.4 2,740.1 2021
1,084.8

57,650.4 2021 35,233.7

63.62%

()

()

()

	1-3	4-6	7-9	10-12
	270,975,486.87	505,905,679.15	499,511,815.43	991,577,997.66
	125,347,354.57	245,772,239.69	260,913,556.78	442,224,027.89

	1-3	4-6	7-9	10-12
	132,381,980.64	212,738,959.96	260,340,236.28	413,974,232.09
	74,906,349.49	470,587,078.11	232,794,952.86	192,777,733.10

	2022		2021	2020
	-412,404.82		-408,304.21	-313,498.21

	2022		2021	2020
	32,207,691.21		49,880,135.66	5,736,995.08
	197,993.93		-824,440.70	-126,061.52
			-51,984,783.61	
	6,954,752.47		3,372,044.58	4,055,294.30
	54,821,769.96		27,253,949.78	23,092,601.69

1 —

1 —


	605,533,634.18	381,325,284.81	-224,208,349.37	9,320,741.88
	234,614,183.95	1,858,595,379.67	1,623,981,195.72	333,072,998.60

	75,444,000.00	27,145,440.46	-48,298,559.54	9,389,412.81
	105,660,752.02	476,469,417.93	370,808,665.91	324,417.93
		168,173,118.59	168,173,118.59	13,173,118.59
	1,021,252,570.15	2,911,708,641.46	1,890,456,071.31	365,280,689.81

)0



" "



"

"

"


"

I II III

III

"

"



2022

44

2022

38

35%

2022

1.

2.

CAR-T NK

IPSC

ADC

ADC

PDC

/RDC

3.

4.

CDMO CRO

5. BIOMERE
2022 BIOMERE

3.5 25%
60%

1. CRO 20 70 CRO

-IV

FDA

CRO CRO Frost & Sullivan 2019

CRO 626 2024 CRO 960

2019-2024 8.9% 2019 48

2024 88153689B292 reW*nBT/F2 1.82 333.77 Tm0 g0 G[<

“ ” “ ”

CRO

CRO

40

CRO

		Frost & Sullivan	2019	
4	2024		15	2019-2024
28.1%				

"

"

1.

1

	24
	1 2
	-

2

PD/PK

1

2

3

4

2.

BE

/

/

3.

1.

GLP

GLP

GLP

GLP

GLP

GLP

20

Bi omere

2019

FDA

2.

1

2

SOP

3

:

4

3.

GLP

SOP

SOP

4.

1.

BE

/

/



2.

3.

4.

1.

2.

3.

4.

" "

1.



CRO

CRO

CRO

CAR-T

2.

2018 7

2018 50

2017 42

60

"

"

60

CRO

60

3-5

3.

"

"

"

"

"

"

I II

	3	610
--	---	-----

4.

NMPA FDA OECD

GLP

	GLP	CFDA, NMPA	2005 7 2011 9 2014 10 2017 12 2020 10	GLP : GLP11005033 9
	GLP	FDA	2009 8 2013 9	FDA CRO FDA GLP FDA GLP
	GLP	MFDS	2016 10	MFDS GLP
	GLP	PMDA	2021 12	PMDA CRO GLP PMDA PMDA GLP
	AAALAC	AAALAC	2008 10 2011 2014 2017 2020	500 AAALAC AAALAC

	GLP	CFDA, NMPA	2013 2 2014 8 2017 3 2020 6	GLP13002052 GLP14005062 9
	GLP	OECD	2015 10 2021 2017	16/2017/DPL
	GLP	FDA	2016 8 2019 3	FDA GLP FDA GLP
	GLP	PMDA	2021 12	PMDA CRO GLP PMDA PMDA GLP
	CNAS		2018 7 2019 8 2020 11	
	BSL2		2021 10	

CRO

1.

20

2.

2022

2700

1.

2.

1.5

	4,804,675. 80	3,571,163.9 8	25.67	35.30	86.90	20.52
	2,267,970, 979.11	1,181,659,5 19.98	47.90	49.54	51.97	0.83
			%	%	%	%
	1,885,205, 281.46	968,762,64 3.01	48.61	49.20	54.80	1.86
	382,765,69 7.65	212,896,876 .97	44.38	51.19	40.30	4.32

(5).

(6).

(7).

A.

	5,932.42	26,562.04	2.62%	11.71%	
				%	
1			67,043,843.35	2.96	
2			61,317,405.00	2.70	
3			59,324,228.45	2.62	
4			43,726,940.47	1.93	
5			34,208,018.87		

4.
(1).

	77,984,749.56
	77,984,749.56
%	3.44
%	

(2).

	2,127
%	76.3%
	29
	349
	828
	881
	40
30	30
30-40	30 40
40-50	40 50
50-60	50 60
60	
	1,633
	351
	93
	42
	8

(3).

2022 7,798.47 3.44%

(4).

5.

()

()

1.

		%		%	%	
	408,470,725.27	3.94	680,977,634.18	7.98	-40.02	
	12,186,739.00	0.12	7,903,937.91	0.09	54.19	
	199,436,768.64	1.92	107,605,707.51	1.26	85.34	
	7,591,156.46	0.07	5,829,139.90	0.07	30.23	
	2,194,605,964.65	21.17	700,587,125.17	8.21	213.25	
	158,720,000.00	1.53	105,660,752.02	1.24	50.22	
	485,922,536.52	4.69				
	277,735,220.78	2.68	127,361,072.75	1.49	118.07	
	787,419,406.15	7.60	74,114,850.27	0.87	962.43	
	299,535,958.51	2.89	137,192,887.32	1.61	118.33	
	44,911,705.66	0.43	30,514,189.52	0.36	47.18	
	127,308,911.23	1.23	53,643,700.05	0.63	137.32	
	1,294,706,540.90	12.49	972,212,948.09	11.39	33.17	



()

1	2022	4	28			
			100%		97,465.75	
92,592.46	2022	12	31		4,873.29	
				5		12
			"	"		2022 12 31

2	2022	4	28			
			100%		82,930.71	
78,783.06	2022	12	31		4,147.65	
				5		12
			"	"		2022 12 31

3	2021	12	10	JOINN Biologics Inc.		
B+				5,000	44,116,176	B+
4.76%						

1
4
2

2021 10

7,874.95

40,000

20,000

2019

14,439.98

36,000

3.

						/		
	75,444,000.00	2,450,984.64				29,342,228.90	-	27,145,440.46
	605,533,634.18	545,953.14				239,466,450.88	21,407,315.28	381,325,284.81
	105,660,752.02	324,417.93	53,059,247.98		317,425,000.00			476,469,417.93
		13,173,118.59			155,000,000.00			168,173,118.59
	786,638,386.20	16,494,474.30	53,059,247.98		472,425,000.00	268,808,679.78	-6,695,166.91	1,053,113,261.79

	SH68 8276		43,620, 000.00		75,444, 000.00	2,450,9 84.64			29,342, 228.90	- 21,407, 315.28	27,145, 440.46

/ /

()

()

1

	2008 12 11
	913205856835178680
	50,000.00
/	1
	100%
/	; SPF ; :

2

	2022. 12. 31/2022 1-12	2021. 12. 31/2021 1-12
	231,229.21	150,415.51
	122,401.68	70,843.13
	154,912.17	98,148.82
	57,389.06	31,515.60

()

()

CRO

CRO

CRO

CRO

2-3

CRO

CRO

CRO

CRO

CRO

CRO

()

CRO

CRO

()

1. CRO

1

2023

4

5

2023

2023

(6)

2

2023

9000

2023

2023

2023

2.

GLP GCP

1

2

3

4

3.

2023

4.

1 BIOMERE

BIOMERE

2 BD

BIOMERE

BD

BIOMERE

3

GLP

4

()

1.

2.

3.



4.

CRO

5.

6.

7.

()



	2022 1 19	2022-001 http://www.sse.com.cn	2022 1 20	
	2022 6 24	2022-047 http://www.sse.com.cn	2022 6 25	
	2022 11 17	2022-099 http://www.sse.com.cn	2022 11 18	

2022 4-9
 1/2 2022 1-3 2022 A
 1-3 2022 H 1-3
 2022 2022 H
 2022

()

	()										
			59	2012 12 10	2025 11 16	89,702,855	119,400,452	29,697,597		323.70	
			59	2019 1 28	2025 11 16	13,208,445	13,871,669	663,224		247.71	
			36	2012 12 10	2025 11 16	18,472,397	19,396,430	924,033		0	
			41	2013 9 22	2025 11 16	232,646	274,104	41,458		220.77	
				2019 1 28	2025 11 16						
				2013 3 10	2025 11 16						
			55	2019 1 28	2025 11 16	2,452,442	2,563,419	110,977		250.06	
				2012 12 10	2025 11 16						
			73	2019 1 28	2025 11 16	68,864	72,470	3,606		141.93	
				2012 12	2025 11						

				10		16						
			49	2019 28	1	2025 16	11	0	0	0		15
			62	2019 28	1	2025 16	11	0	0	0		15
			45	2019 28	1	2025 16	11	0	0	0		15
			44	2021 26	2	2025 16	11	0	0	0		15.47
			43	2019 28	1	2025 16	11	182,868	192,715	9,847		220.74
			47	2020 10	4	2025 16	11	23,100	24,360	1,260		160.86
			48	2022 17	11	2025 16	11	0	0	0		21.33
			39	2022 17	11	2025 16	11	0	0	0		0
			41	2012 10	12	2025 16	11	61,112	73,201	12,089		128.52
			43	2012 10	12	2022 17	11	79,348	90,887	11,539		115.72
			55	2012 10	12	2022 17	11	135,096	141,954	6,858		86.62
	/	/	/	/	/	/	/	124,619,173	156,101,661	31,482,488	/	1,978.43

	1964 1986 8	1989 8 1995	252	1992	1992 8	1995 8	
	1964 20	1989 7 100	1996 11 "	1989 300	1996 12 1000	"	863
	1987 4	2016	2009	2009 7	2016		
	1982 2012 11	2007 6	2012 10	2005	2005 9	2007 6	
	1968	1995 7	1999 9 10	1995	1999 10 20	300	
	1949 11	1999 11	1990 10	1990 11 2012 2	1995 11	1999 11	2011 12
	1961		1984 1999			FDA	1989 1990 9 1995
							1992 2005 1

	2007 1 5		3	2001 5		100	SCI	40	
			2021 10 2022 5				2022 3 2022 10		
	1974				2000				
		2005				2013			2002 3
	2012 12							2013 1	2017 8
	11	2021 8						2018 5	2017
			2021 2				2021 5		
	1973				1999				2009
	2012				2012	2014			
	2015	2017						2019 3	
			2019 5						
	, 1979			2001				2010	Carnegie
	Mellon University		MBA		2001	2006			
							2010	2018	
	2018	2019						2019	
								ESG	
	1975								
	IPMP C	2001 4	2005 4					2005 5	2007 7
				2007 8	2021 7				2021 8
					2022 11 17				
	1984				2006				2006 2007

	1982			2006			2007		
	1980		2006		2006				
	30			GLP					
	2022	11	17						
	1968				1992			1992	2006
					50		2006		4
					2022	11	17		
	1980				2006	4			
					2011			2018	7
		1976							I CAEW
	1994		1998			1999	2002		
			2003				2005	2008	
				2005					
			2009	2011					
								2012	2019
					2019	7			

2022 11 17

2022

()

1.

2.

			2017 1 23	2023 1 23
	Bi ori chl and LLC		2012 9 28	2022 9 26
			2019 2 28	2023 2 27
			2021 4 9	
			2017 1 23	2023 1 22
			2001 5	
			2021 10 27	2026 1 12
			2022 1 27	
			2022 5 18	
			2022 10 13	
			2022 6 6	
			2017 11	
			2018 5 18	
			2021 2 8	
			2021 5	
			2019 5 5	
			2019 3 21	
			2016 4 7	2022 4 6
			2014 10 31	2026 10 30
			2017 6 1	2029 5 30
			2015 4 23	

			2021 3 9	2024 3 8
			2016 1 26	
			2016 12 9	2022 12 8
			2016 9 23	2022 9 22
			2016 6 23	2022 6 22
			2017 12 10	2023 12 8
			2018 1 23	
			2018 07 16	
			2019 12 10	2022 12 9
			2018 12 14	
			2017 6 8	2029 6 6
			2021 11 4	

()

	1,978.43

()

()

2022 9

H

()

	2022 1 28	
	2022 3 30	
	2022 4 28	
	2022 8 15	
	2022 8 30	
	2022 10 28	
	2022 12 30	

()

		7	4	3		0		3
		7	4	3		0		3
		7	4	3		0		3
		7	4	3		0		3
		7		7		0		3
		7	4	3		0		3
		7		7		0		3
		7		7		0		3
		7		7		0		3
		7		7		0		3

	7
	0
	3
	4

()

()

(1).

(2).

2022 3 30	1. 2021 2. 2022 3. 2021 4. 2021		/
2022 4 28	1. 2022		/
2022 8 30	1. 2022		/
2022 10 28	1. 2022		/

(3).

2022 3 30	1. 2022		/

2022	8	15	1.	2022	A	/
			2.	2022	A	
			3.	2022	A	
			4.	2022	A	

	277
	39
	2,127
	36
	309
	2,788
	33
	393
	1,002
	947
	413
	2,788

()

"

"

()

GLP

2022

GLP

()

()

2021

2022

2022

2022

10

4.0

10

4

535,645,462 (535,678,676 - 33,214)

21,425.82

19.94%。

()

()

()

: :

10	0
10	4
10	4
	214,258,184.80
	1,074,257,178.93
%	19.94
	7,997,727.28
	222,255,912.08
%	20.69

()

<p>2022 1 19 2022 2022 A 2022 H <2021 > A <2021 A > <2021 A > > 21</p>	<p>2022 1 19 2022-001 http://www.sse.com.cn</p>
<p>2022 1 28 A</p>	<p>2022 1 28 2022-004 2022-005 2022-006 http://www.sse.com.cn</p>
<p>2022 3 30 2018 2019</p>	<p>2022 3 30 2022-011 2022-012 2022-016 2022-017 http://www.sse.com.cn</p>
<p>2022 3 29 2021 A 208 297 36.63</p>	<p>2022 3 31 2022-020 http://www.sse.com.cn</p>
<p>2022 6 10 2020 326 136.78 320 121.52 2021 9 6 15.26 6 2 2.94 4</p>	<p>2022 6 6 2022-035 http://www.sse.com.cn</p>

<p>2022 8 15</p> <p><2022 A</p> <p>></p> <p><2022 A</p> <p>></p> <p><2022 A</p> <p>></p> <p>22</p> <p><2022 A</p> <p>></p> <p>A</p> <p><2022</p> <p>></p> <p>2022 H</p>	<p>2022 8 15</p> <p>2022-058 2022-</p> <p>059 2022-060</p> <p>2022 11 18</p> <p>2022-099</p> <p>http://www.sse.com.cn</p>
<p>2022 8 30</p> <p>2019</p> <p>2019</p> <p>2019</p> <p>2019</p> <p>/</p> <p>2019</p> <p>/</p> <p>2019</p> <p>/</p> <p>2020</p> <p>2020</p> <p>2020</p> <p>2021</p> <p>A</p> <p>2021</p> <p>A</p> <p>2021</p>	<p>2022 8 30</p> <p>2022-063 2022-</p> <p>064 2022-065 2022-066</p> <p>2022-067 2022-068 2022-</p> <p>069 2022-070 2022-071</p> <p>2022-072 2022-073 2022-074</p> <p>http://www.sse.com.cn</p>
<p>2022 9 14</p> <p>2019</p> <p>6.174</p>	<p>2022 9 7</p> <p>2022-077</p> <p>http://www.sse.com.cn</p>
<p>2022 10 14</p> <p>2020</p> <p>93.1980</p>	<p>2022 10 10</p> <p>2022-085</p>

									http://www.sse.com.cn
2022	11	7		2019		/			2022 11 1 2022-091
			/			/		5.586	http://www.sse.com.cn
2022	11	23		2019		/			2022 11 17 2022-098
			/			/		49.9407	http://www.sse.com.cn
2022	12	2		2019					2022 11 28 2022-102
								20.3604	http://www.sse.com.cn

()

()

						()			
		134,400	0	0	0	47.91	188,160	58.41	
		42,000	0	0	0	47.91	58,800	58.41	
		193,200	0		0	47.91	270,480	58.41	
		42,000	0	21,000	21,000	47.91	29,400	58.41	

		17,500		0	0	47.91	24,500	58.41
	/	429,100		21,000	21,000	/	571,340	/

:

		11,760	0	-	16,464	0	0	58.41
		11,760	0	-	16,464	0	0	58.41
		11,760	0	-	16,464	0	0	58.41
		11,760	0	-	16,464	0	0	58.41
		22,260	0	-	31,164	0	0	58.41
		2,800	0	-	3,920	0	0	58.41
	/	72,100	0	/	100,940	0	0	/

2022 8

10 4

()

2022

<http://www.sse.com.cn>

	391.09

()

()

1.

2.

1

2



"

"

3

				26.454t/		
				260t/		

					GB12348-2008	3
				72000t/	GB8978-1996 GB18466-2005 GB/T 31962-2015	
			15m	0.7232t/	GB16297-1996 GB14554-93	
				410.3t/		
				141.78t/		
				206.74t/		



()

ESG

2022

<http://www.sse.com.cn>

()

()

			" 1 "	2017 8 25 ,				

			3						
				4					
				5					

()

()

"

"

	900,000
	3
	3 1
	1,400,000
	3

		400,000

()

()

()

2

3

4

()

1

2

2021 12 10

JOINN Biologics Inc.

B+

5,000 44,116,176 B+

4.76%

3

()

1

2

3

()

()

()

1

2

3

()

()

1.

(1)

		536,500,000.00	280,218,985.70	
		60,000,000.00	100,000,000.00	

(2)

(3)

2.

(1)

(2)

(3)

3.

()

()
1

	381,246,492	100	366,300		152,626,122	1,439,762	154,432,184	535,678,676	100

2

2022 3 29						2021 A		
				297	366,300			
			381,246,492		381,612,792			
2022 6 10		2020						
			326				136.78	
320		121.52		2021 9	6		15.26	
						6	2	
29400					381,612,792		381,642,192	
2022 7 25		2018						
				8			2019	
							14	
					7.6885			
		381,642,192			381,565,307			
2022 8 8						381,565,307		
		0.4		152,626,122	A	128,341,386	H	
24,284,736				534,191,429	A	449,194,853	H	
84,996,576								
2022 9 14		2019						
				10				
6.174								
2022 10 14		2020						
				299		931,980		
		534,191,429		535,123,409				
2022 11 7		2019						
	/	/					/	
		5.586				535,123,409		
535,179,269								

2022	11	23	2019	/
		/	/	197
		49.9407		535,179,269
535,678,676				
2022	12	2	2019	/
		/	/	70
		20.0311		

3

2022

535,678,676

2.01 15.28

4

()

:

	11,760	16,464	0	0		2019 10 14 3 12 3 2022 12 2
	11,760	16,464	0	0		2019 10 14 3 12 3 2022 12 2
	35,725	0	0	0	2022 7 25	
2019	121,912	167,383	0	3,293		2019 10 14 3 , 12 3 2022 12 2
	41,160	0	0	0		

					2022 7 25	
2019	44,100	61,740	0	0		2020 8 11 12 2 , 2 2022 9 14
2021	0	0	366,300	512,820		2022 3 29 12 3
	266,417	262,051	366,300	516,113	/	/

()

	2022 3 29	83.97	366,300		0	
	2022 6 1	47.91	29,400	2022 6 10	29,400	
	2022 9 30	47.91	931,980	2022 10 14	931,980	
	2022 10 31	47.91	55,860	2022 11 7	55,860	
	2022 11 16	47.91	499,407	2022 11 23	499,407	

()

2022 3 29

2021 A

320	121.52	2021 9	6	15.26
			6	2
29,400			381,612,792	381,642,192
2022 7 25	2018			
		8		2019
				14
			7.6885	
	381,642,192	381,565,307		
2022 8 8			381,565,307	
	0.4	152,626,122	A	128,341,386 H
24,284,736		534,191,429	A	449,194,853 H
84,996,576				
2022 10 14	2020			
		299	931,980	
	534,191,429	535,123,409		
2022 11 7	2019			/
/	/			8
	5.586		535,123,409	
535,179,269				
2022 11 23	2019			/
/	/			197
	49.9407		535,179,269	
535,678,676				

()

()

()	45,992
()	50,342
	0
	0

()

			(%)				
		119,400,452	22.29	0			
HKSCC NOMINEES LIMITED		84,984,605	15.86	0			
		64,373,511	12.02	0			
		21,945,200	4.10	0			
		19,396,430	3.62	0		6,860,000	
		16,557,100	3.09	0			
		13,871,669	2.59	0			
		11,656,497	2.18	0			
		10,592,882	1.98	0		8,060,000	
		4,960,792	0.93	0			
		119,400,452				119,400,452	
HKSCC NOMINEES LIMITED		84,984,605				84,984,605	
		64,373,511				64,373,511	
		21,945,200				21,945,200	
		19,396,430				19,396,430	

	16,557,100		16,557,100
	13,871,669		13,871,669
	11,656,497		11,656,497
	10,592,882		10,592,882
	4,960,792		4,960,792
	1	2	

()

10

()


1

2

3

4

5



()

1

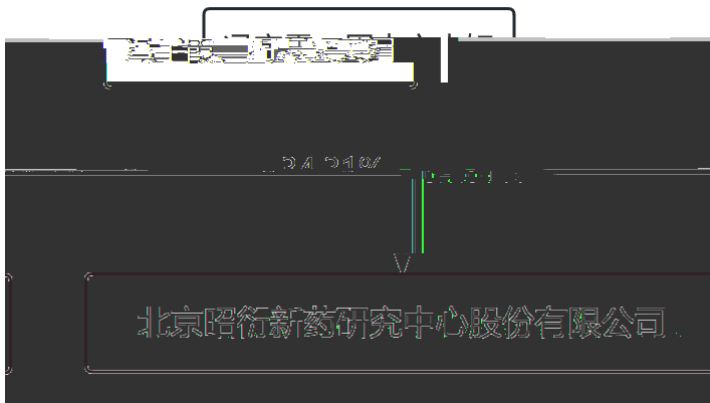
2

10	() 300204

3

4

5





		H		H	
H	6		H		H
	884,000		3,550		

2022 12 31

(" ")
2022

(" ")
2022

2022 12 31

(" ")

"

"

" 61	" 38
" " 2022 22.7	1
" ")	2
	3



" 1	" 5 "
2022 5 15 8.29 9.75 " "	1
" 100%	2
	3
	4
	5
	6
	7

2022

()

(1)

(2)

(3)

(4)

(5)

()

(6)

()

()

2023 3 30

2022 12 31

:

: :

		2022 12 31	2021 12 31
	1	2,916,847,629.10	4,154,099,084.05
	2	408,470,725.27	680,977,634.18
	4	12,186,739.00	7,903,937.91
	5	199,436,768.64	107,605,707.51
	7	37,166,472.70	38,805,834.18
	8	7,591,156.46	5,829,139.90

		2022 12 31	2021 12 31
	9	2,194,605,964.65	700,587,125.17
	10	128,477,163.81	98,998,680.46
	13	23,623,285.76	19,677,173.24
		5,928,405,905.39	5,814,484,316.60
	17	22,597,914.76	25,288,781.66
	18	158,720,000.00	105,660,752.02
	19	485,922,536.52	
	21	590,213,602.80	493,153,049.69
	22	277,735,220.78	127,361,072.75
	23	787,419,406.15	74,114,850.27
	25	77,344,541.45	84,491,321.22
	26	299,535,958.51	137,192,887.32
	28	133,739,237.73	122,430,758.12
	29	44,911,705.66	30,514,189.52
	30	32,612,849.21	43,853,733.53
	31	1,525,056,615.66	1,478,531,398.70
		4,435,809,589.23	2,722,592,794.80
		10,364,215,494.62	8,537,077,111.40
	36	127,308,911.23	

		2022 12 31	2021 12 31
	43	27,539,669.79	26,194,969.19
	44	6,568,316.54	5,743,288.02
		1,844,262,107.41	1,214,241,983.72
	45	3,280,555.67	4,938,730.83
	47	56,887,141.49	64,187,948.50
	51	80,676,206.51	60,844,178.03
	30	188,243,430.39	48,428,113.48
		329,087,334.06	178,398,970.84
		2,173,349,441.47	1,392,640,954.56
	53	535,678,676.00	381,246,492.00
	55	5,480,136,376.69	5,543,570,402.31
	56	53,153,633.12	3,934,695.52
	57	95,557,374.72	26,743,283.68
	59	119,510,687.07	87,429,174.04

		2022 12 31	2021 12 31
		2,060,261,366.82	3,740,653,359.44
		258,159,064.91	680,977,634.18
		6,000,000.00	1,000,000.00
	1	51,364,525.65	18,084,507.22
		11,191,830.91	7,545,780.95
	2	17,717,797.78	98,082,492.22
		258,148,103.20	167,266,497.07
		47,728,598.99	66,813,443.33
		3,830,472.41	2,098,832.56
		2,714,401,760.67	4,782,522,546.97
	3	2,915,816,308.30	859,556,540.95
		158,720,000.00	105,660,752.02
		485,922,536.52	
		99,967,106.36	101,238,980.79
		1,518,622.71	918,717.82
		637,295.30	1,586,794.96
		17,798,638.32	17,433,682.31
		2,418,640.35	2,701,765.62
		2,949,182.64	10,489,095.48
		1,458,673,184.92	1,411,173,974.48
		5,144,421,515.42	2,510,760,304.43
		7,858,823,276.09	7,293,282,851.40
		70,300,067.65	75,259,358.28
		341,656,890.71	304,424,303.26

		2022 12 31	2021 12 31
		47,787,629.17	29,780,881.54
		14,539,179.21	477,906.16
		464,084,260.40	245,499,224.09
		539,102.49	1,406,040.89
		4,547,529.37	2,094,879.55
		943,454,659.00	658,942,593.77
			453,857.44
		15,190,750.56	13,776,718.64
		25,195,787.22	17,615,717.75
		40,386,537.78	31,846,293.83
		983,841,196.78	690,788,887.60
		535,678,676.00	381,246,492.00
		5,459,006,122.76	5,520,283,234.17
		53,153,633.12	3,934,695.52
		92,411,999.99	47,311,639.21
		119,510,687.07	87,429,174.04
		721,528,226.61	570,158,119.90
		6,874,982,079.31	6,602,493,963.80
		7,858,823,276.09	7,293,282,851.40

2022 1—12

: :

		2022	2021
		2,267,970,979.11	1,516,680,031.67
	61	2,267,970,979.11	1,516,680,031.67

		2022	2021
		1,418,765,597.72	1,086,978,475.78
	61	1,181,659,519.98	777,557,988.82
	62	9,206,930.51	8,691,946.88
	63	18,007,486.83	15,972,547.60
	64	286,588,483.99	256,156,165.29
	65	77,984,749.56	47,755,577.79
	66	-154,681,573.15	-19,155,750.60
		3,581,739.12	3,962,020.67
		131,232,742.13	83,724,186.36
	67	22,644,293.62	41,396,507.74
	68	13,022,350.01	16,999,997.13
" "			
		-2,690,866.90	-425,504.34
" "			
" _"			
" "	70	349,567,472.90	157,777,476.05
" _"	71	-5,796,998.22	-1,307,804.15
" _"	72	-2,792,498.14	-1,331,275.33
" "	73	-211,149.27	-347,269.17
" "		1,225,638,852.29	642,889,188.16
	74	14,644,777.41	417,289.30
	75	281,300.14	1,302,765.04
" "		1,240,002,329.56	642,003,712.42
	76	166,802,234.55	85,587,388.52
" "		1,073,200,095.01	556,416,323.90

		2022	2021
1.		1,073,200,095.01	556,416,323.90
" "			
2.			
" "			
1.		1,074,257,178.93	557,459,609.09
" _"			
2.		-1,057,083.92	-1,043,285.19
" _"			
	77	68,814,091.04	-2,477,248.76
		68,814,091.04	-2,477,248.76
1		45,100,360.78	2,733,551.12
1			
2			
3		45,100,360.78	2,733,551.12
4			
2		23,713,730.26	-5,210,799.88
1			
2			
3			
4			
5			
6		23,713,730.26	-5,210,799.88
7			
		1,142,014,186.05	553,939,075.14
		1,143,071,269.97	554,982,360.33
		-1,057,083.92	-1,043,285.19
	(/)	2.01	1.08
	(/)	2.00	1.07

0

0 ,

2022 1—12

: :

		2022	2021
	4	551,521,552.72	441,414,818.52
	4	363,620,856.70	260,318,586.15
		3,325,204.08	4,124,027.96
		9,204,075.00	7,952,859.95
		62,889,922.52	61,579,919.35
		17,187,903.19	13,106,090.65
		-153,964,421.84	-23,326,762.95
		79,342.28	119,568.94
		124,242,140.86	82,062,775.62
		5,845,483.08	10,993,843.74
" "	5	91,009,373.38	145,347,113.85
		-2,690,866.90	-425,504.34
" _"			
" "		16,401,799.64	33,353,730.08
" _"		-293,447.70	-159,006.85
" _"		-1,080,544.74	209,853.61
" "		-60,198.61	-35,154.61
" "		361,080,478.12	307,370,477.23
		4,109.96	329,603.76
		67,530.90	1,258,022.81
" "		361,017,057.18	306,442,058.18
		40,201,926.92	25,058,598.51
" "		320,815,130.26	281,383,459.67
" "		320,815,130.26	281,383,459.67
" "			

		45,100,360.78	2,733,551.12
		45,100,360.78	2,733,551.12
1.			
2.			
3.		45,100,360.78	2,733,551.12
4.			
1.			
2.			
3.			
4.			
5.			
6.			
7.			
		365,915,491.04	284,117,010.79
	(/)		
	(/)		

2022 1—12

		2022	2021
		2,585,886,857.18	1,928,747,734.50

		2022	2021
		15,016,877.18	
	78(1)	119,510,491.30	78,487,451.81
		2,720,414,225.66	2,007,235,186.31
		933,027,357.14	763,311,105.58
		576,235,144.13	400,848,247.39
		150,570,986.16	75,444,251.17
	78(2)	89,514,624.67	81,976,155.07
		1,749,348,112.10	1,321,579,759.21
	79(1)	971,066,113.56	685,655,427.10
		865,308,679.78	769,000,000.00
		42,093,820.40	20,308,401.47
		108,434.09	246,526.58
		907,510,934.27	789,554,928.05
		274,840,954.82	237,244,827.58
		1,090,196,222.22	2,622,117,186.00
		1,689,054,770.83	

		2022	2021
	78(4)	13,550,000.00	
		3,067,641,947.87	2,859,362,013.58
		-2,160,131,013.60	-2,069,807,085.53
		91,274,393.19	5,431,555,876.96
			10,000,000.00
		55,449,664.78	
		146,724,057.97	5,431,555,876.96
		58,874,454.10	3,722,528.15

z

		2022	2021
		145,290,562.19	104,438,615.99
		38,767,985.42	15,768,894.85
		35,016,775.76	74,177,927.57
		573,630,565.35	399,299,280.77
		299,550,782.89	463,523,883.35
		759,342,228.90	694,000,000.00
		120,080,843.77	148,655,518.19
		14,549.29	17,977.68
			-
		879,437,621.96	842,673,495.87
		20,227,654.17	12,305,984.92
		1,083,334,333.71	2,852,817,186.00
		1,713,755,229.25	-
			-
		2,817,317,217.13	2,865,123,170.92
		-1,937,879,595.17	-2,022,449,675.05
		91,274,393.19	5,421,555,876.96
			-
			-
		91,274,393.19	5,421,555,876.96
			-
		137,363,510.52	94,849,539.05
		26,089,328.36	18,642,017.56
		163,452,838.88	113,491,556.61
		-72,178,445.69	5,308,064,320.35
		30,115,265.35	-58,425,051.99
		-1,680,391,992.62	3,690,713,476.66
		3,740,653,359.44	49,939,882.78

		2022	2021
		2,060,261,366.82	3,740,653,359.44

	2022												
	()												
	381,246,492.00				5,543,570,402.31	3,934,695.52	26,743,283.68		87,429,174.04	1,101,159,721.53	7,136,214,378.04	8,221,778.80	7,144,436,156.84
	381,246,492.00				5,543,570,402.31	3,934,695.52	26,743,283.68		87,429,174.04	1,101,159,721.53	7,136,214,378.04	8,221,778.80	7,144,436,156.84
" "	154,432,184.00				-63,434,025.62	49,218,937.60	68,814,091.04		32,081,513.03	904,812,155.38	1,047,486,980.23	-1,057,083.92	1,046,429,896.31

68,814,091.04

2022													
	()												
1	1,882,947.00			86,660,351.19								88,543,298.19	88,543,298.19
2													
3	-76,885.00			2,531,745.19	26,918,723.01							-24,463,862.82	-24,463,862.82
4					22,500,314.11							-22,500,314.11	-22,500,314.11
					-200,099.52			32,081,513.03	-169,445,023.55			-137,163,411.00	-137,163,411.00
1								32,081,513.03	-32,081,513.03				
2													
3					-200,099.52				-137,363,510.52			-137,163,411.00	-137,163,411.00
4													

	2022		
--	------	--	--

(
)

2022												
()												
535,678,676.00				5,480,136,376.69	53,153,633.12	95,557,374.72		119,510,687.07	2,005,971,876.91	8,183,701,358.27	7,164,694.88	8,190,866,053.15

2021												
()												
227,454,729.00				249,804,268.45	9,915,527.00	29,063,134.69		59,290,828.07	669,201,659.08	1,224,899,092.29	-734,936.01	1,224,164,156.28
						157,397.75			-2,513,661.62	-2,356,263.87		-2,356,263.87
227,454,729.00				249,804,268.45	9,915,527.00	29,220,532.44		59,290,828.07	666,687,997.46	1,222,542,828.42	-734,936.01	1,221,807,892.41

2021															
	()														
" "	153,791,763.00				5,293,766,133.86	-5,980,831.48	-2,477,248.76		28,138,345.97		434,471,724.07		5,913,671,549.62	8,956,714.81	5,922,628,264.43
							-2,477,248.76				557,459,609.09		554,982,360.33	-1,043,285.19	553,939,075.14

2021													
	()												
2													
3					134,371.30					94,849,539.05		94,715,167.75	94,715,167.75
4													
	108,399,473.00				108,399,473.00								
1	108,399,473.00				108,399,473.00								
2													
3													
4													
5													
6													

	2021		
--	------	--	--

(
)

	2022										
	()										
							45,100,360.78			320,815,130.26	365,915,491.04
	1,806,062.00				91,349,010.59	49,419,037.12					43,736,035.47
1	1,882,947.00				86,660,351.19						88,543,298.19
2											
3	-76,885.00				4,688,659.40	26,918,723.01					-22,306,948.61
4						22,500,314.11					-22,500,314.11
							-200,099.52		32,081,513.03	-169,445,023.55	-137,163,411.00
1									32,081,513.03	-32,081,513.03	
2							-200,099.52			-137,363,510.52	-137,163,411.00
3											
	152,626,122.00				-152,626,122.00						
1	152,626,122.00				-152,626,122.00						
2											
3											

	2022										
	()										
4											
5											
6											
1											
2											
	535,678,676.00				5,459,006,122.76	53,153,633.12	92,411,999.99		119,510,687.07	721,528,226.61	6,874,982,079.31

	2021										
	()										
	227,454,729.00				240,609,043.62	9,915,527.00	44,578,088.09		59,290,828.07	412,122,217.11	974,139,378.89
										-359,671.86	-359,671.86
	227,454,729.00				240,609,043.62	9,915,527.00	44,578,088.09		59,290,828.07	411,762,545.25	973,779,707.03
" "	153,791,763.00				5,279,674,190.55	-5,980,831.48	2,733,551.12		28,138,345.97	158,395,574.65	5,628,714,256.77

1											
2											
	381,246,4 92.00				5,520,283 ,234.17	3,934,695 .52	47,311,6 39.21		87,429,1 74.04	570,158, 119.90	6,602,493 ,963.80

1.

1998 2 12 " " " "

[1998]01 " 28 2008 1 26
5,000

2012 11 20 2012 6 30
6,130

2017 8 4 [2017]1448

A 2,050 2017 8 25
603127 22,745.4729

2021 1 21 [2021]144

8,689.46 (H) 1 2021 2
26 (H)4,332.48

6127 151.00 / 2021 3 19
4.08 2022 12 31

53,567.8676

9111030210221806X9

5

2.

26 " " 2021
6 " "

1.

-

2.

12

43" 38" "

1.

2.

1 1 12 31

3.

12

4.

5.

1

2

6.

2

1

3

4

7.

8.

9.

1

2

3

"

"

"

"

10.

1

" "

2

1

2

3

4

1

2

5

6

7

12

12

1

14.

10. 7

15.

1

26

2

3

4

5

16.

(1).

()

(2).

10. 7

17.

18.
(1).

19.
(1).

20.
(1).

21.

1

2

A

B

22 --

A
B

22 --

3

6

4

22 --

22 ---

22.

23.

(1).

24

(2).

		20-30	5%	3.17%-4.75%
		5-10	2%-10%	9%-19.6%

zh-CN%

24.

30'

"

25.

1

2

3

3

30.

(2).

(3).

(4).

34.

42.

35.

1

2

3

36.

1

2

37.

38.

(1).

(1)

(3)

(2)

40.

1

2

1

2

3

41.

/

1

2

3

4

42.

(1).

(2).

(3).

1

2

3

)

(

"

30.

"

1
2
3

(12)

43.

5

1

2

44.

(1).

(2).

(2).

6 2011 9 7
[2011]70

7 (1)
[2013]106

(2) 2019 3 20
[2019]39 2022 3 3
([2019]87) 10%
2022 12 31 ,

3.

1

	546.80	
	2,869,339,892.49	4,150,396,311.94
	47,507,189.81	3,702,772.11
	2,916,847,629.10	4,154,099,084.05
	62,553,649.60	26,718,943.80

17,378,048.57

30,129,141.24

2

	408,470,725.27	680,977,634.18
	381,325,284.81	605,533,634.18
	27,145,440.46	75,444,000.00
	408,470,725.27	680,977,634.18

3

4

(1).

	12,186,739.00	7,903,937.91
	12,186,739.00	7,903,937.91

(2).

(3).

(4).

(5).

(6).

(7).

5
(1).

1	
1	
	75,920,763.46
0-90	39,326,466.47
91-365	60,148,168.21
1	175,395,398.14
1 2	22,103,999.48
2 3	2,391,499.28
3	
3 4	5,220,046.06
4 5	1,201,369.43
5	1,685,242.85
	207,997,555.24

(2).

		(%)		(%)			(%)		(%)	
	207,997,555.24	100.00	8,560,786.60	4.12	199,436,768.64	112,966,249.40	100.00	5,360,541.89	4.75	107,605,707.51
	207,997,555.24	100.00	8,560,786.60	4.12	199,436,768.64	112,966,249.40	100.00	5,360,541.89	4.75	107,605,707.51
	207,997,555.24	/	8,560,786.60	/	199,436,768.64	112,966,249.40	/	5,360,541.89	/	107,605,707.51

			%
	75,920,763.46	379,603.82	0.50
0-90	39,326,466.47	393,264.66	1.00
91-365	60,148,168.21	780,852.03	1.30
1 2	22,103,999.48	1,348,343.97	6.10

6

7

(1).

		(%)		(%)
1	36,128,601.80	97.21	36,398,906.18	93.80
1 2	1,011,852.90	2.72	2,056,469.54	5.30
2 3			350,458.46	0.90
3	26,018.00	0.07		
	37,166,472.70	100.00	38,805,834.18	100.00

1

(2).

		(%)
	9,547,681.20	25.69
	4,539,000.00	12.21
	3,482,300.00	9.37
	3,213,712.82	8.65
	2,906,540.00	7.82
	23,689,234.02	63.74

23,689,234.02

63.74%

8

	7,591,156.46	5,829,139.90
	7,591,156.46	5,829,139.90

(1).

(2).

(3).

(4).

(5). 1

(6).

(7).

1	
1	
1	2,405,700.61
1	2,405,700.61
1 2	1,605,186.23
2 3	1,888,319.60

3		
3 4		1,665,242.45
4 5		210,950.07
5		366,320.00
		8,141,718.96

(8).

	6,974,407.77	5,049,316.94
	1,101,125.00	1,101,125.00
	66,186.19	9,035.46
	8,141,718.96	6,159,477.40

(9).

	12	()	()	
2022 1 1		330,337.50		330,337.50
2022 1 1				
--				
--				
--				
--				
		220,225.00		220,225.00
2022 12 31		550,562.50		550,562.50

(10).

(11).

(12).

				(%)	
		1,101,125.00	3-4	13.52	550,562.50
		1,000,000.00	2-3	12.28	
		714,000.00		8.77	
		701,656.64	1-2	8.62	
		688,104.28	1-5	8.45	
	/	4,204,885.92	/	51.64	550,562.50

(13).

(14).

(15).

9

(1).

		/			/	
	349,602,629.71		349,602,629.71	105,997,549.93		105,997,549.93
	61,252.14		61,252.14			
	518,366.17		518,366.17	295,142.59		295,142.59
	1,071,175,973.52		1,071,175,973.52	160,499,333.68		160,499,333.68
	782,178,768.54	8,931,025.43	773,247,743.11	439,933,626.26	6,138,527.29	433,795,098.97
	2,203,536,990.08	8,931,025.43	2,194,605,964.65	706,725,652.46	6,138,527.29	700,587,125.17

(2).

	6,138,527.29	2,792,498.14				8,931,025.43
	6,138,527.29	2,792,498.14				8,931,025.43

(3).

(4).

10

(1).

	129,122,777.70	645,613.89	128,477,163.81	99,496,161.26	497,480.80	98,998,680.46

(2).

(3).

			/	
	148,133.09			
	148,133.09			/

	12	()	()	

13

	10,784,533.09	11,353,611.33
	9,515,203.35	8,051,332.25
	3,323,549.32	272,229.66
	23,623,285.76	19,677,173.24

14

(1).

(2).

(3).

16

(1).

(2).

(3).

(4).

18

(1).

	158,720,000.00	105,660,752.02
	158,720,000.00	105,660,752.02

(2).

1 2022 3 30

13,000

2 2022 3 30

2,500

3 2021 12 10 JOINN Biologics Inc.

B+

5,000

JOINN Biologics Inc. 44,116,176 B+ 4.76%

20

21

	590,213,602.80	493,153,049.69
	590,213,602.80	493,153,049.69

(1).

1.	371,048,720.27	379,385,303.03	7,818,283.05	27,935,134.55	786,187,440.90
2.	78,421,117.13	85,169,637.14	3,197,281.81	9,325,064.64	176,113,100.72
1		74,067,812.13	2,150,991.62	7,593,646.55	83,812,450.30
2	6,018,461.47	6,797,149.89		115,596.33	12,931,207.69
3	72,402,655.66	405,588.48	916,367.70	916,348.30	74,640,960.14
4		3,899,086.64	129,922.49	699,473.46	4,728,482.59
3.		4,117,035.96	2,300.00	285,877.99	4,405,213.95
1		4,117,035.96	2,300.00	285,877.99	4,405,213.95
4.	449,469,837.40	460,437,904.21	11,013,264.86	36,974,321.20	957,895,327.67
1.	87,618,208.03	188,904,767.41	4,235,448.89	12,275,966.88	293,034,391.21
2.	21,670,114.69	51,541,338.63	1,365,704.34	3,930,755.94	78,507,913.60
1	21,670,114.69	50,510,425.52	1,334,154.88	3,823,621.54	77,338,316.63
2		1,030,913.11	31,549.46	107,134.40	1,169,596.97
3.		3,621,852.19	1,983.75	236,744.00	3,860,579.94
1		3,621,852.19	1,983.75	236,744.00	3,860,579.94
4.	109,288,322.72	236,824,253.85	5,599,169.48	15,969,978.82	367,681,724.87
1.					
2.					
1					
3.					

1					
4.					
1.	340,181,514.68	223,613,650.36	5,414,095.38	21,004,342.38	590,213,602.80
2.	283,430,512.24	190,480,535.62	3,582,834.16	15,659,167.67	493,153,049.69

(2).

(3).

(4).

(5).

22

	277,735,220.78	127,361,072.75
	277,735,220.78	127,361,072.75

(1).

--	--	--

23

(1).

(2).

	74,114,850.27	74,114,850.27
	713,304,555.88	713,304,555.88
	25,150,796.17	25,150,796.17
	674,184,675.29	674,184,675.29
	13,969,084.42	13,969,084.42
	787,419,406.15	787,419,406.15

24

25

1.	113,999,630.66	5,212,000.02	777,905.28	119,989,535.96
2.	19,427,113.46	377,518.79	71,852.25	19,876,484.50
1	10,023,241.08			10,023,241.08
2		377,518.79		377,518.79
3	9,403,872.38		71,852.25	9,475,724.63
3.				
4.	133,426,744.12	5,589,518.81	849,757.53	139,866,020.46

1.	33,972,437.53	1,370,195.85	155,581.36	35,498,214.74
2.	25,966,767.11	872,174.84	184,322.32	27,023,264.27
(1)	22,912,706.38	872,174.84	164,175.83	23,949,057.05
(2)	3,054,060.73		20,146.49	3,074,207.22
3.				
(1)				
4.	59,939,204.64	2,242,370.69	339,903.68	62,521,479.01
1.				
2.				
(1)				
3.				
(1)				
4.				
1.	73,487,539.48	3,347,148.12	509,853.85	77,344,541.45
2.	80,027,193.13	3,841,804.17	622,323.92	84,491,321.22

26

(1).

1.	93,051,4 75.36	123,39 5.00	377,35 8.49	108,40 0.00	32,874, 309.77	12,338, 047.75	38,624, 254.73	177,497, 241.10
2.	173,034, 069.59				6,092,0 20.17	1,139,6 20.17	3,567,5 80.59	183,833, 290.52
(1)	36,985,4 43.25				6,092,0 20.17			43,077,4 63.42
(2)								
(3)	134,747, 409.85							134,747, 409.85
(4)	1,301,21 6.49					1,139,6 20.17	3,567,5 80.59	6,008,41 7.25
3.				108,40 0.00	5,083,3 91.30	13,477, 667.92		18,669,4 59.22
(1)				108,40 0.00				

3.				108,40 0.00	5,083,3 91.30	13,477, 667.92		18,669,4 59.22
(1)				108,40 0.00	5,083,3 91.30	13,477, 667.92		18,669,4 59.22
4.	16,991,6 55.65	92,555 .68	283,01 8.77		12,748, 734.57		13,009, 149.22	43,125,1 13.89
1.								
2.								
1								
3.								
(1)								
4.								
1.	249,093, 889.30	30,839 .32	94,339 .72		21,134, 204.07		29,182, 686.10	299,535, 958.51
2.	80,124,8 99.07	38,083 .48	132,07 5.58		22,550, 335.17	3,769,9 59.04	30,577, 534.98	137,192, 887.32

0

(2).

27

28

(1).

Bi omedi cal Research Model s, Inc	122, 430, 758. 12		11, 308, 479. 61			133, 739, 237. 73
	122, 430, 758. 12		11, 308, 479. 61			133, 739, 237. 73

	26,735,372.16	12,594,829.04	7,276,620.75	- 2,532,645.31	34,586,225.76
	805,411.67		399,560.34		405,851.33
	164,056.39	128,318.58	89,487.51		202,887.46
	2,057,061.42	4,333,016.11	1,078,068.70		5,312,008.83
	752,287.88	4,824,828.86	1,172,384.46		4,404,732.28
	30,514,189.52	21,880,992.59	10,016,121.76	- 2,532,645.31	44,911,705.66

30 /

(1).

	8,158,613.58	1,223,792.02	6,138,527.29	842,826.26
	17,821,571.01	2,673,235.65	26,210,820.64	3,931,623.10
	67,023,431.14	19,436,795.03	76,285,254.76	21,342,984.34
	8,295,715.32	1,275,465.28	5,373,563.26	842,334.19
	7,403,069.43	1,110,460.41	7,782,582.65	1,167,387.40
			43,846.84	6,577.03
	34,974,405.66	5,246,160.85	13,519,356.04	2,027,903.40
	10,979,599.78	1,646,939.97	91,280,652.06	13,692,097.81
	154,656,405.92	32,612,849.21	226,634,603.54	43,853,733.53

(2).

	114,088,236.42	14,906,455.05	35,048,264.24	10,163,996.59
	108,720,000.00	16,308,000.00	55,660,752.02	8,349,112.80
	13,497,536.52	2,024,630.49		
	14,097,004.97	2,098,483.26	37,357,634.18	5,603,645.13
	121,578,779.64	23,530,211.20	57,981,446.60	12,832,020.26
	1,725,008,671.70	129,375,650.39	153,057,849.29	11,479,338.70
	2,096,990,229.25	188,243,430.39	339,105,946.33	48,428,113.48

(3).

(4).

	3,115,681.43	814,796.93
	207,394,155.89	92,759,185.13
	210,509,837.32	93,573,982.06

(5).

2022			
2023	2,333,163.01	2,333,163.02	
2024	10,078,654.33	9,637,680.67	
2025	17,390,523.49	12,631,421.52	
2026	32,735,694.33	6,570,757.33	
2027 -2037	144,856,120.73	61,586,162.59	
	207,394,155.89	92,759,185.13	/

39

(1).

	75,837,060.86	580,388,208.46	531,916,680.67	124,308,588.65
-	1,116,231.79	49,715,097.06	49,501,763.74	1,329,565.11
		583,624.20	583,624.20	

40

	1,391,731.68	249.70

(1).

	74,295,775.15	50,818,283.54
	29,441,003.02	3,934,695.52
A	2,731,095.00	
	2,854,453.10	1,026,778.26
	90,209,424.17	
	199,531,750.44	55,779,757.32

(2). 1

42

43 1

1	3,533,214.36	4,544,397.23
1		
1		

	6,568,316.54	5,743,288.02
--	--------------	--------------

45
(1).

	3,280,555.67	4,938,730.83
	3,280,555.67	4,938,730.83

	2022	12	31	Berkshire Bank		
1	2019	10	29	Berkshire Bank	5	
		2019	10	29	1,631,551.83	3.98%
	2022	12	31	511,087.51		3,559,520.07
				346,673.00		2,414,438.78
2	2019	10	29	Berkshire Bank	80	2020 3
	23				5	2020 3 23
		2020	10	29	5	2.81%
12	31			467,255.83		3,254,249.96
				160,637.45		1,118,775.58
				Instruments		Chattel Paper
				Letter of Credit Rights		Commercial Tort Claims
				General Intangibles		

46
(1).

(2).

(3).

(4).

47

	80,893,596.92	85,838,520.46
	-24,006,455.43	-21,650,571.96
	56,887,141.49	64,187,948.50

48

(1).

(2).

49

50

51

	60,844,178.03	26,020,725.34	6,188,696.86	80,676,206.51	
	60,844,178.03	26,020,725.34	6,188,696.86	80,676,206.51	/

52

53

		+					
	381,246,492.00	1,882,947.00		152,626,122.00	-76,885.00	154,432,184.00	535,678,676.00

1: A
366,300.00
2: 2020
29,400.00
3 2020
931,980.00 2019 / /
55,860.00 2019 / /
499,407.00
4 2021 10
3.6 10 4 152,626,122.00
5 2018
2019 2018 35,725.00 2019
41,160.00 76,885.00

54
(1).

(2).

:

55

	5,511,000,587.54	108,878,736.66	153,317,655.66	5,466,561,668.54
	32,569,814.77	-898,942.29	18,096,164.33	13,574,708.15
	5,543,570,402.31	107,979,794.37	171,413,819.99	5,480,136,376.69

1
30,391,911.00
2

2021

74,364,604.52

	47,311,639.21	53,059,247.98			7,958,887.20	45,100,360.78		92,411,999.99
	47,311,639.21	53,059,247.98			7,958,887.20	45,100,360.78		92,411,999.99
	-20,568,355.53	23,713,730.26				23,713,730.26		3,145,374.73
	-20,568,355.53	23,713,730.26				23,713,730.26		3,145,374.73
	26,743,283.68	76,772,978.24			7,958,887.20	68,814,091.04		95,557,374.72

58

59

	87,429,174.04	32,081,513.03		119,510,687.07
	87,429,174.04	32,081,513.03		119,510,687.07

10%

60

	1,101,159,721.53	669,201,659.08
		-2,513,661.62
+		
	1,101,159,721.53	666,687,997.46
	1,074,257,178.93	557,459,609.09
	32,081,513.03	28,138,345.97
	137,363,510.52	94,849,539.05
	2,005,971,876.91	1,101,159,721.53

1
2
3
4
5

0

0

0

0

0

61
(1).

	2,267,970,979.11	1,181,659,519.98	1,516,680,031.67	777,557,988.82
	2,267,970,979.11	1,181,659,519.98	1,516,680,031.67	777,557,988.82

(2).

	1,830,832,655.32	49,567,950.34	4,804,675.80	1,885,205,281.46
	382,765,697.65			382,765,697.65
	2,213,598,352.97	49,567,950.34	4,804,675.80	2,267,970,979.11

(3).

(4).

3

44

62

	1,150,980.00	1,192,937.52
	939,646.34	920,190.43
	3,468,401.01	3,030,582.87
	974,590.92	878,813.89
	2,479,070.36	2,527,302.38

	194,241.88	142,119.79
	9,206,930.51	8,691,946.88

63

	13,175,428.01	10,455,970.43
	474,162.07	1,172,536.12
	1,669,660.86	1,870,037.66
	162,814.47	164,443.58
	652,489.76	182,000.00
	1,493,923.83	1,415,294.50
	379,007.83	712,265.31
	18,007,486.83	15,972,547.60

64

	177,534,921.82	154,050,159.60
	44,912,989.76	51,356,153.34
	17,264,959.91	11,333,996.45
	30,623,374.08	29,085,903.83
	14,300,780.83	8,685,001.80
	1,951,457.59	1,644,950.27
	286,588,483.99	256,156,165.29

65

	47,687,827.43	28,297,505.48
	19,703,586.39	11,251,031.78
	5,009,015.39	5,091,686.80
	5,584,320.35	3,115,353.73
	77,984,749.56	47,755,577.79

66

	351,102.05	420,741.41
	-131,232,742.13	-83,724,186.36
	-27,401,441.64	60,326,496.33
	3,230,637.07	3,541,279.26
	370,871.50	279,918.76
	-154,681,573.15	-19,155,750.60

67

	6,188,696.86	7,292,107.13
	6,687,259.15	7,116,295.20
	578,722.92	384,443.75
PPP		10,939,950.50
		6,000,000.00
	540,531.25	312,362.58
	8,649,083.44	9,351,348.58
	22,644,293.62	41,396,507.74

PPP

Bi omere 2020

PPP

2021

68

	-2,690,866.90	-425,504.34

	14,366,738.89		14,366,738.89
	278,038.52	417,289.30	278,038.52
	14,644,777.41	417,289.30	14,644,777.41

1,436.7

75

	201,255.55	61,035.04	201,255.55
	201,255.55	61,035.04	201,255.55
	42,223.00	1,241,730.00	42,223.00
	37,821.59		37,821.59
	281,300.14	1,302,765.04	281,300.14

76

(1).

	161,925,206.65	79,412,329.65
	4,877,027.90	6,175,058.87
	166,802,234.55	85,587,388.52

(2).

	1,240,002,329.56
/	310,000,582.40
	243,182.47
	-143,098,734.58
	-668,728.81
	-3,591,684.72

	84,656,991.75	79,012,268.29
	89,514,624.67	81,976,155.07

(3).

(4).

	13,550,000.00	
	13,550,000.00	

(5).

(6).

	1,286,639.20	654,985.68
	22,500,314.11	
		19,096,934.25
	25,679,860.39	22,408,680.19
	49,466,813.70	42,160,600.12

79

(1).

1		
	1,073,200,095.01	556,416,323.90
	2,792,498.14	1,331,275.33
	5,796,998.22	1,307,804.15
	77,338,316.63	61,235,130.07

	23,949,057.05	21,989,927.86
	19,672,215.66	13,213,352.93
	10,016,121.76	5,762,621.40
" "	211,149.27	347,269.17
" "	201,255.55	61,035.04
" "	-349,567,472.90	-157,777,476.05
" "	-76,115,938.72	35,819,545.27
" "	-13,022,350.01	-16,999,997.13
" "	753,646.30	-6,691,051.49
" "	4,476,571.95	12,746,356.75
" "	-182,455,857.49	-226,740,755.94
" "	-127,684,941.17	-64,834,790.77
" "	486,831,688.32	444,276,086.78
	19,451,503.14	-19,320,378.30
	9,588,295.73	23,513,148.13
	-14,366,738.89	
	971,066,113.56	685,655,427.10
2		
3		
	2,899,469,580.53	4,150,396,311.94
	4,150,396,311.94	305,043,920.05
	-1,250,926,731.41	3,845,352,391.89

(2).

	1,713,755,229.25
	925,924,647.25
	787,830,582.00
	24,700,458.42
	2,263,724.75

	22,436,733.67
	1,689,054,770.83

:

(3).

(4).

	2,899,469,580.53	4,150,396,311.94
	546.80	
	2,869,339,892.49	4,150,396,311.94
	30,129,141.24	
	2,899,469,580.53	4,150,396,311.94

80

" "

81

	17,378,048.57	
	17,378,048.57	/

82
(1).

		-	-
	45,773,653.03	6.9646	350,173,053.84

83

84
(1).

	5,074,096.86		5,074,096.86
	10,342,406.36		10,342,406.36
	15,416,503.22		15,416,503.22

(2).

85

1

			314,120.00	314,120.00
	837,760,486.95	822,499,519.52	980,570,905.36	914,052,866.22
	837,760,486.95	822,499,519.52	980,570,905.36	914,052,866.22

Jones Lang LaSalle Corporate

Appraisal and Advisory Limited(" JLL")

(4).

(5).

(6).

2

3

4

5

3
3127 FARM INC

1

2022 6 1

1,200

100%

752.46

2022 12

31

6

1

(1).

				(%)		
				100.00%		
Bi omedi cal Research Model s, Inc					100.00%	
Joi nn Laboratori es (Del aware) Corporati on				100.00%		
				100.00%		
JOI NN LABORATORI ES, CA Inc				100.00%		
				100.00%		
				100.00%		

				(%)	
				80.00%	
				100.00%	
				100.00%	
				100.00%	
				100.00%	
					100.00%
				100.00%	
JOINN LABORATORIES (HK) LIMITED				100.00%	
				100.00%	
					100.00%
				100.00%	
				55.00%	
				100.00%	
				100.00%	
				100.00%	
				65.00%	
					100.00%

				(%)		
Bi omere- Joi nn(CA), Inc.					100.00%	
3127 Farm Inc					100.00%	

(2).

(3).

(4).

(5).

2

3

(1).

(2).

(3).

(4).

	/	/
--		
--		
--		
	22,597,914.76	25,288,781.66
--	-2,690,866.90	-425,504.34
--		
--	-2,690,866.90	-425,504.34

17

(5).

(6).

			:	:
	-1,026,289.49	-4,295.79		-1,030,585.28

(7).

(8).

4

5

6

1
1

2022 12 31

82"

"

5%

2022 12 31

	/-	/-
	14,954,399.80	14,954,399.80
	22,119.98	22,119.98
	1,308,026.53	1,308,026.53

2022 12 31
5%

2

3

2

17%(2021 18%)

21 45

()

3

	1	1-2	2-5	5		
	127,308,911 .23				127,308,91 1.23	127,308,9 11.23
	167,359,652 .42				167,359,65 2.42	167,359,6 52.42

	1	1-2	2-5	5		
	28,186,969. 85				28,186,969 .85	27,539,66 9.79
		2,354,74 2.54	997,431.64		3,352,174. 18	3,280,555 .67
		23,607,8 06.17	37,423,764 .72	2,305,063. 71	63,336,634 .60	56,887,14 1.49
	322,855,533 .50	25,962,5 48.71	38,421,196 .36	2,305,063. 71	389,544,34 2.28	382,375,9 30.60

1

: :

	27,145,440.46		867,247,821.33	894,393,261.79
	27,145,440.46		867,247,821.33	894,393,261.79
1.				
1				
2				
3				
2.				
1				
2				
			158,720,000.00	158,720,000.00
1.				
2.				
3.				
			1,858,595,379.67	1,858,595,379.67
1.			1,071,175,973.52	1,071,175,973.52

2.			787,419,406.15	787,419,406.15
	27,145,440.46		2,884,563,201.00	2,911,708,641.46
1.				
2.				

2

3

4

1)

2)

3)

4)

5)

/

BIORICHLAND LLC	

5

(1).

/

		43,572.82	/		
		214,200.03	/		

/

		38,651,191.40	31,810,463.83
		679,245.28	820,754.72
Staidson Biopharma Inc.		19,993,791.77	1,336,205.34
		320,633.01	
		233,018.88	55,000.00
		150,377.35	29,245.30
		14,150.94	
			169,811.31
			646.01

(2). / /
 /

/

/

/

(3).

BI ORI CHLAND LLC						8,351,537.11	7,777,348.08	952,638.35	1,033,450.05		
BI ORI CHLAND LLC						179,742.31	170,367.12	19,280.08	21,216.58		

(4).

(5).

(6).

(7).

	1,978.43	1,530.23

(8).

2021 12 10 JOINN Biologics Inc. B+
5,000 44,116,176 B+
4.76%

6

(1).

	Staidson Biopharma Inc.	6,521,850.33	78,271.97		
		2,932,700.00	58,952.50	2,155,990.20	18,782.37
		102,000.00	510.00		
		6,200.00	62.00		
		9,562,750.83	137,796.47	2,155,990.20	

		414,424.00			
		414,424.00			
		9,395,977.68	46,979.89	15,700,744.98	78,503.72
	Staidson Biopharma Inc.	2,854,599.61	14,273.00		
		8,773.59	43.87	45,094.36	225.47
				96,226.41	481.13
		12,259,350.88	61,296.76	15,842,065.75	79,210.32
		714,000.00			
	BIORICHLAND LLC	701,656.64		634,342.25	
		1,415,656.64		634,342.25	

(2).

		30,231,377.78	24,598,128.05
		105,592.45	
		686,038.70	
		730,443.39	213,462.27
	Staidson Biopharma Inc.	637,818.07	963,460.83
		66,037.73	66,037.73
		75,000.00	75,000.00

7

8

1

	366,300.00
	790,500.00
	110,920.00

1	2019			2019	9	9		2019	10	14
	24	48.11 /								12
		36								
2	2019			2019	9	9		2019	10	14
	24	24.06 /								12
		36								
3	2019				2020	6	24		2020	8
	11	17.5			94.77 /					
		12	24							
4	2019				2020	6	24		2020	
	8	6.3			47.39 /					
	11	12	24							
5	2020			2020	7	17		2020	8	31
	24	94.77 /								12
		36								
6	2021			2022	1	28		2022	3	29
	24	83.97 /								12
		36								

7 2022
39.87 /

2022 11 18

2023 1 6

12 24 36

2

	Black-Scholes
	137,624,180.93
	9,588,295.73

3

4

5

1

2
(1).

(2).

2022 12 31

3

1

2

3

4

1

(1).

(2).

2

3

(1).

(2).

4

5

6
(1).

3

3

(2).

	2,215,406,916.68	49,567,950.34	438,633,445.71	435,637,333.62	2,267,970,979.11
	1,170,678,457.86	33,856,475.77	419,251,733.90	442,127,147.55	1,181,659,519.98
	9,865,381,984.45	95,019,256.08	2,558,978,405.21	2,155,164,151.11	10,364,215,494.62
	2,123,133,277.64	49,197,955.73	157,651,311.46	156,633,103.36	2,173,349,441.47

(3).

(4).

7

8

1

(1).

1	
1	
	22,973,477.23
0-90	4,931,586.69
91-365	20,126,469.32
1	48,031,533.24
1 2	3,789,537.36
2 3	118,000.00
3	
3 4	13,000.00
4 5	
5	198,000.00
	52,150,070.60

(2).

		(%)		(%)		(%)		(%)		(%)
	16,225,163.44	31.11			16,225,163.44	5,366,582.41	28.94			5,366,582.41
	35,924,907.16	68.89	785,544.95	2.19	35,139,362.21	13,175,054.83	71.06	457,130.02	2.47	12,717,924.81
	52,150,070.60	/	785,544.95	/	51,364,525.65	18,541,637.24	/	457,130.02	/	18,084,507.22

	12	()	()	
2022 1 1		457,130.02		457,130.02
2022 1 1				
--				
--				
--				
--				
		328,414.93		328,414.93
2022 12 31		785,544.95		785,544.95

(3).

(4).

(5).

(4).

(5). 1

(6).

(1).

1	
1	
1	4,473,854.68
1	4,473,854.68
1 2	6,099,910.50
2 3	6,078,145.08
3	
3 4	488,617.45
4 5	210,950.07
5	366,320.00
	17,717,797.78

(2).

	15,990,628.79	96,770,158.34
	1,691,419.99	1,303,911.42
	35,749.00	8,422.46
	17,717,797.78	98,082,492.22

(3).

(4).

(5).

(6).

				(%)	
		10,000,000.00	1 1-3	56.44	
		4,039,857.64	2-3	22.80	
		1,003,164.63	1	5.66	
		947,606.52	1	5.35	
		688,104.28	1 3-5	3.89	
	/	16,678,733.07	/	94.14	

(7).

(8).

(9).

3

	2,893,218,393.54		2,893,218,393.54	834,267,759.29	834,267,759.29
	22,597,914.76		22,597,914.76	25,288,781.66	25,288,781.66
	2,915,816,308.30		2,915,816,308.30	859,556,540.95	859,556,540.95

(1).

	650,000.00			650,000.00	
	60,000,000.00	20,000,000.00			

	26,000,000.00	21,012,270.85		47,012,270.85	
	18,485,152.89	1,138,331.64		19,623,484.53	
	5,500,000.00	6,817.14		5,506,817.14	
		974,657,523.42		974,657,523.42	
		829,307,130.00		829,307,130.00	
	834,267,759.29	2,058,950,634.25		2,893,218,393.54	

(2).

	25,288,781.66			-2,690,866.90						22,597,914.76	
	25,288,781.66			-2,690,866.90						22,597,914.76	
	25,288,781.66			-2,690,866.90						22,597,914.76	

4

(1).

	521,768,268.87	337,749,094.04	412,618,571.17	235,278,371.14
	29,753,283.85	25,871,762.66	28,796,247.35	25,040,215.01
	551,521,552.72	363,620,856.70	441,414,818.52	260,318,586.15

(2).

	499,509,087.65	7,898,088.94	507,407,176.59
	14,361,092.28		14,361,092.28
	513,870,179.93	7,898,088.94	521,768,268.87

(3).

(4).

5

	80,000,000.00	130,000,000.00
	-2,690,866.90	-425,504.34

	13,700,240.28	11,579,065.60
		4,193,552.59
	91,009,373.38	145,347,113.85

6

1

	-412,404.82	
	15,416,503.22	
	14,366,738.89	

	32,207,691.21	
	197,993.93	
	6,954,752.47	
	54,821,769.96	

1 --

1 ---

2

	%		
	13.99	2.01	2.00
	13.27	1.91	1.90

3

