

# 昭衍

## JOINN


北京昭衍新藥研 份有限公司  
JOINN LABORATORIES (CHINA) CO., LTD.



2020  
ANNUAL  
REPORT

## Contents

2	Definitions
6	Glossary of Technical Terms
8	Corporate Information
9	Financial Summary
10	Chairperson's Statement
11	Management Discussion and Analysis
28	Biographies of Directors, Supervisors and Senior Management
34	Report of Directors
64	Corporate Governance Report
82	Independent Auditor's Report
90	Consolidated Statement of Profit or Loss and Other Comprehensive Income
92	Consolidated Statement of Financial Position
94	Consolidated Statement of Changes in Equity
96	Consolidated Cash Flow Statement
98	Notes to the Financial Statements






## Definitions

In this report, unless the context otherwise requires, the following terms have the following meanings. These terms and their definitions may not correspond to any industry standard definition, and may not be directly comparable to similarly titled terms adopted by other companies operating in the same industries as the Company.

<b>"2018 Share Option and Restricted Share Award Scheme"</b>	a share option and restricted share award scheme adopted and approved by the Company on February 27, 2018, the principal terms of which are set out in the Prospectus
<b>"2019 Share Option and Restricted Share Award Scheme"</b>	a share option and restricted share award scheme adopted and approved by the Company on August 15, 2019, the principal terms of which are set out in the Prospectus
<b>"2020 Share Option Scheme"</b>	a share option scheme adopted and approved by the Company on July 15, 2020, the principal terms of which are set out in the Prospectus
<b>"A Shareholders"</b>	holders of the A Shares
<b>"A Shares"</b>	ordinary shares issued by our Company, with a nominal value of RMB1.00 each, which are subscribed for or credited as paid in Renminbi and are listed for trading on the Shanghai Stock Exchange
<b>"Articles of Association" or "Articles"</b>	articles of association of our Company adopted on September 15, 2020 with effect from the Listing Date, as amended from time to time
<b>"Associate(s)"</b>	has the meaning ascribed to it under the Listing Rules
<b>"Audit Committee"</b>	the audit committee of the Board
<b>"Biomere"</b>	Biomedical Research Models, Inc., a limited liability company incorporated in Massachusetts, the United States, on December 11, 1996 and acquired by our Company on December 10, 2019 to become a wholly-owned subsidiary of Joinn Laboratories (Delaware) Corporation, which is in turn wholly-owned by our Company
<b>"Board"</b>	the board of Directors of our Company
<b>"CEO" or "Chief Executive Officer"</b>	chief executive officer of our Company
<b>"CG Code"</b>	the "Corporate Governance Code" as contained in Appendix 14 of the Listing Rules

<b>“Chief Financial Officer”</b>	chief financial officer of our Company
<b>“China” or “PRC”</b>	the People’s Republic of China, but for the purpose of this report and for geographical reference only and except where the context requires otherwise, references in this report to “China” and the “PRC” do not apply to Hong Kong, Macau and Taiwan
<b>“Company”, “Our Company” or “JOINN”</b>	JOINN Laboratories (China) Co., Ltd. (北京昭衍新藥研究中心股份有限公司) which was incorporated in the PRC on February 14, 2008 and converted into a joint-stock company on December 26, 2012, the A Shares of which are listed on the Shanghai Stock Exchange (Stock Code: 603127) and the H Shares of which are listed on the Hong Kong Stock Exchange (Stock Code: 6127)
<b>“Connected Person(s)”</b>	has the meaning ascribed to it under the Listing Rules
<b>“Controlling Shareholder(s)”</b>	has the meaning ascribed to it under the Listing Rules and unless the context otherwise requires, refers to Ms. Feng and Mr. Zhou
<b>“CSRC”</b>	China Securities Regulatory Commission
<b>“Director(s)”</b>	the directors of the Company
<b>“Global Offering”</b>	the Hong Kong public offering and the international offering of the Shares
<b>“Group”, “our Group”, “our”, “we” or “us”</b>	the company and its subsidiaries from time to time or, where the context so requires, in respect of the period prior to the Company becoming the holding company of its present subsidiaries, such subsidiaries as if they were subsidiaries of our Company at the relevant time
<b>“H Shareholders”</b>	holders of the H Shares
<b>“H Shares”</b>	overseas listed foreign shares in the share capital of our Company with a nominal value of RMB1.00 each, which are subscribed for and traded in HK dollars and are listed on the Hong Kong Stock Exchange
<b>“Hong Kong” or “HK”</b>	the Hong Kong Special Administrative Region of the PRC
<b>“HK\$” or “HK dollars”</b>	Hong Kong dollars, the lawful currency of Hong Kong



**“JOINN Laboratories (CA)”**

JOINN Laboratories, CA Inc., a company incorporated in California, United States on June 21, 2013, and a wholly-owned subsidiary of our Company

**“JOINN Laboratories**

<b>“Shanghai Stock Exchange”</b>	the Shanghai Stock Exchange (上海證券交易所)
<b>“Share(s)”</b>	shares (including the A Shares and the H Shares) in the share capital of our Company with a nominal value of RMB1.00 each
<b>“Shareholder(s)”</b>	holder(s) of our Share(s)
<b>“Staidson”</b>	Staidson (Beijing) Biopharmaceuticals Co., Ltd. (舒泰神(北京)生物製藥股份有限公司), a joint stock limited company incorporated under the laws of the PRC on August 16, 2002 and whose shares are listed on the Shenzhen Stock Exchange (stock code: 300204), which is held as to 40.29% in aggregate by Mr. Zhou and Ms. Feng, which includes 37.21% by Yizhao (Beijing) Medical Science & Technology Co., Ltd. (熠昭(北京)醫藥科技有限公司) (which is directly held as to 47.60% by Mr. Zhou and 37.40% by Ms. Feng, respectively), 1.97% by Mr. Zhou through Huatai Securities Asset Management – China Merchants Bank – Huatai – Juli Collective Asset Management Scheme No. 16 (華泰證券資管 - 招商銀行 - 華泰聚力16號集合資產管理計劃), and 1.11% by Mr. Zhou directly. Mr. Zhou is also the chairperson of the board of directors and legal representative of Staidson
<b>“Staidson Group”</b>	Staidson and its subsidiaries
<b>“Stock Exchange” or “Hong Kong Stock Exchange”</b>	The Stock Exchange of Hong Kong Limited
<b>“Supervisor(s)”</b>	member(s) of our supervisory committee
<b>“U.S.” or “United States”</b>	the United States of America, its territories, its possessions and all areas subject to its jurisdiction
<b>“US\$” or “U.S. dollar(s)”</b>	United States dollar(s), the lawful currency of the United States



## Glossary of Technical Terms

<b>“antibody”</b>	means a large, Y-shaped protein produced mainly by plasma cells that is used by the immune system to identify and neutralize pathogens such as bacteria and viruses
<b>“assay”</b>	means an investigative analytical process in medicine, pharmacology or biology that aims to identify either the qualitative or quantitative presence or function of the analytical target, which can be a drug or biochemical substance or a cell in an organism or organic sample
<b>“biologics”</b>	means a drug that is composed of any virus, therapeutic serum, toxin, antitoxin, vaccine, blood, blood component or derivative, allergenic product, protein or analogous product or arsphenamine or k derivative of arsphenamine (or any other trivalent organic arsenic compound) applicable to the prevention, treatment or cure of diseases or conditions of human beings
<b>“biomarker”</b>	means a biological characteristic that may correlate with health, disease or drug treatment
<b>“COVID-19”</b>	coronavirus disease 2019, a disease caused by a novel virus designated as severe acute respiratory syndrome coronavirus 2
<b>“CRO”</b>	contract research organization, an entity that provides support to the pharmaceutical, biotechnology, and medical device industries in the form of research services outsourced on a contract basis
<b>“CSO”</b>	contract sales organization, an entity that provides a series of services and solutions related to marketing and sales activities under contracts with pharmaceutical, biotechnology, and medical device companies
<b>“distribution”</b>	means in the context of DMPK, the process by which molecules are transported throughout the body
<b>“DMPK”</b>	means Drug Metabolism and Pharmacokinetics, studies designed to determine the absorption and distribution of an administered drug, the rate at which a drug takes effect, the duration a drug maintains its effects and what happens to the drug after being metabolized by the body





## Corporate Information

### BOARD OF DIRECTORS

#### EXECUTIVE DIRECTORS

Ms. Feng Yuxia ( 冯钰霞 )  
Mr. Zuo Conglin  
Mr. Gao Dapeng  
Ms. Sun Yunxia  
Dr. Yao Dalin

#### NON-EXECUTIVE DIRECTOR

Mr. Gu Xiaolei

#### INDEPENDENT NON-EXECUTIVE DIRECTORS

Mr. Sun Mingcheng  
Dr. Zhai Yonggong  
Mr. Ou Xiaojie  
Mr. Zhang Fan

### HEADQUARTERS AND PRINCIPAL PLACE OF BUSINESS IN THE PRC

A5 Rongjing East Street  
Beijing Economic-Technological  
Development Area  
Beijing, 100176, China

### PRINCIPAL PLACE OF BUSINESS IN HONG KONG

Level 54, Hopewell Centre  
183 Queen's Road East  
Hong Kong

### REGISTERED OFFICE

A5 Rongjing East Street  
Beijing Economic-Technological  
Development Area  
Beijing, 100176, China

### H SHARE REGISTRAR

Tricor Investor Services Limited  
Level 54, Hopewell Centre  
183 Queen's Road East  
Hong Kong

### COMPLIANCE ADVISOR

Anglo Chinese Corporate Finance,  
Limited  
40/F, Two Exchange Square  
8 Connaught Place  
Central  
Hong Kong

### JOINT COMPANY SECRETARIES

Mr. Gao Dapeng  
Mr. Ng Cheuk Ming

### AUTHORIZED REPRESENTATIVES

Ms. Feng Yuxia  
Mr. Ng Cheuk Ming

### AUDIT COMMITTEE

Mr. Sun Mingcheng ( 孙明成 )  
Dr. Zhai Yonggong  
Mr. Zhang Fan

### REMUNERATION AND EVALUATION COMMITTEE

Mr. Ou Xiaojie ( 欧晓杰 )  
Mr. Sun Mingcheng  
Mr. Zuo Conglin

### NOMINATION COMMITTEE

Dr. Zhai Yonggong ( 翟永刚 )  
Mr. Ou Xiaojie  
Ms. Feng Yuxia

### STRATEGIC DEVELOPMENT COMMITTEE

Ms. Feng Yuxia ( 冯钰霞 )  
Mr. Zuo Conglin  
Mr. Gu Xiaolei  
Ms. Sun Yunxia  
Mr. Ou Xiaojie

### STOCK CODE

Hong Kong Stock Exchange  
(H Shares): 6127  
Shanghai Stock Exchange  
(A Shares): 603127

### AUDITOR

KPMG  
Certified Public Accountants  
Public Interest Entity Auditor registered  
in accordance with the Financial  
Reporting Council Ordinance  
8/F, Prince's Building  
10 Chater Road  
Central  
Hong Kong

### LEGAL ADVISOR TO OUR COMPANY

Davis Polk & Wardwell  
18/F, The Hong Kong Club Building  
3A Chater Road  
Hong Kong

Llinks Law Office  
4F, China Resources Building,  
8 Jianguomenbei Avenue,  
Beijing, PRC

### COMPANY'S WEBSITE

[www.joinn-lab.com](http://www.joinn-lab.com)

## Financial Summary

	For the year ended December 31,			
	2017 RMB'000	2018 RMB'000	2019 RMB'000	2020 RMB'000
<b>Operating results</b>				
Revenue	301,279	408,798	639,379	<b>1,075,905</b>
Gross profit	165,665	208,659	328,786	<b>550,625</b>
Profit for the year	79,917	105,320	187,677	<b>311,564</b>
Profit for the year attributable to equity shareholders of the Company	79,917	105,471	187,838	<b>312,950</b>
<b>Profitability</b>				
Gross profit margin	54.99%	51.04%	51.42%	<b>51.18%</b>
Profit margin for the year	26.53%	25.76%	29.35%	<b>28.96%</b>
<b>Earnings per share</b>				
Basic (RMB)	0.43	0.47	0.83	<b>1.39</b>
Diluted (RMB)	0.43	0.47	0.83	<b>1.38</b>
	At December 31,			
	2017 RMB'000	2018 RMB'000	2019 RMB'000	2020 RMB'000
Total assets	974,126	1,176,976	1,570,141	<b>2,172,902</b>
Total liabilities	397,571	509,556	720,196	<b>951,093</b>
Net assets	576,555	667,420	849,945	<b>1,221,809</b>
Equity attributable to the equity shareholders of the Company	576,203	667,219	849,200	<b>1,222,544</b>



## Chairperson's Statement

2020 was the final year of executing the 13th Five-Year Plan and a year for securing a decisive victory in fully completing a moderately prosperous society and poverty alleviation. It was also a year full of challenges brought by critical and complicated situations, such as the sudden COVID-19 pandemic, sluggish global economic growth and intensified international economic and trade frictions.

Also, 2020 was an extraordinary year in terms of the Company's development. Facing the global pandemic, complex economic situation at home and abroad, the development trend of pharmaceutical industry and the increasingly fierce market competition, all employees contributed their concerted efforts and overcame prevailing difficulties by making adjustments on development strategy in a timely manner as well as improving our capabilities and standards of non-clinical studies, such that our operating results continued to maintain rapid growth and our financial indicators improved continuously.

The pandemic year of 2020 was rife. In order to accelerate the research and development of anti-coronavirus drugs, the Company opened green channels for COVID-19-related projects. We prioritized and fully mobilized our resources, so as to race against time and carry out administration, section-making and image analysis over consecutive nights, and we used our quickest speed and highest efficiency to complete the assessments. We are proud that JOINN has contributed to relevant coronavirus vaccines currently available in China.

2020 was the 25th anniversary of the establishment of JOINN. After 25 years of accumulations and developments,

JOINN. nueel17et compive vinew begi of.091f lationsFconsnow ing pmefur

# Management Discussion and Analysis

## I. Business Overview

During the Reporting Period, the Company achieved rapid growth in performance through various fruitful works. Our major business measures are as follows:

### STAFF BUILDING


With the intention of adapting to the continuous growth of business and orders of the Company, we keep expanding our staff team. As of December 31, 2020, we have a professional service team of 1,483 people. The number and technical capabilities of the pre-clinical research service team have been further improved, whilst our clinical trial services team has also been further enriched. Meanwhile, we continue to optimize the organizational structure as well, enrich the system of career development channels for our staff, refine the job responsibilities to improve management efficiency, keep advancing the salary system and continuously improve employees' enthusiasm for work in combination with introduction of new structures and technologies. In August 2020, the Company launched the third phase of the equity incentive plan – 2020 Share Option Scheme, of which the coverage of staff and the number of incentives are further expanded compared with the previous two periods of incentive plans, realizing the binding of benefits between the employees and the Company and enhancing employees' sense of ownership. We insist on staff training and education, organized systematic technical training and assessment, and actively carried out school-enterprise cooperation to provide employees with more opportunities and guarantees for the improvement of their innovative learning capabilities and professional technical capabilities.

## FACILITY CONSTRUCTION, EQUIPMENT INVESTMENT

With the rapid development of the biomedical industry and the acceleration of the review of new drugs, the overall research progress requirements for non-clinical evaluation of drug R&D companies continue to increase. It is necessary for CRO to upgrade in terms of facilities, equipment and staff as well to adapt to the growing demand. JOINN has timely grasped the rapid development of the industry, the current capacity constraints, and forward-looking preparations for the construction of test facilities and equipment in advance, and walked in the forefront of the industry in capacity expansion.

### (1) Facility Construction

The Company successfully obtained the Radiation Safety Permit so as to be able to provide customers with radioisotope-based drug pharmacokinetic research and radioimmunoassay services. The 10,800-square-meter animal facility and 3,500-square-meter laboratory completed by JOINN Laboratories (Suzhou) in 2019 were substantially fully utilized in 2020, which will greatly increase the amount of animal breeding and the throughput and efficiency of business services. The new facility is more advanced and reasonable in layout, playing a key role in the existing service capabilities and the newly-added clinical analysis business capabilities.



## (2) Equipment Investment

The substantial increase in the capacity of animal facilities and laboratories results in further increase in the demand for experimental equipment. Therefore, the Company has purchased a large number of professional devices accordingly so as to improve our professional service capabilities and production efficiency. Investments for laboratories in particular to phthalmology, inhalation and so on, has greatly enhanced the service capabilities and turnover of specialty laboratories.

## BUSINESS CAPACITY DEVELOPMENT

### (1) Pre-clinical Business

In 2020, apart from continuing to innovate in the service capabilities of traditional businesses, the Company also developed the multi-dimensional capacity based on actual needs.

#### ***COVID-19 Vaccine & Drug Evaluation Capabilities Development***

With the development of the novel coronavirus infection, the Company responded quickly and established a non-clinical evaluation system for COVID-19 vaccines, targeting different types of vaccines (including inactivated vaccines, recombinant vaccines, viral vector vaccines, mRNA vaccines, DNA vaccines, peptide vaccines) and antibodies, formulated a scientific and detailed evaluation programme, organized a professional evaluation team, and maximized the mobilization of company resources and prioritized the the evaluation of COVID-19 projects (including

vaccines, antibodies, therapeutic drugs, etc.). With the intention of breaking through the bottleneck of domestic biosafety level 3 (P3) laboratories and accelerating the progress of vaccine research and development, we have also successfully constructed a simulated virus evaluation system and the construction of ACE2 model mice. This evaluation system can be used in biosafety level 2 laboratories (P2), improving the turnover and rate of evaluation. The system has been used in the R&D of the COVID-19 vaccine to support its preclinical evaluation and neutralizing antibody detection in clinical trials. In 2020, the nonclinical research projects of the COVID-19 vaccine undertaken by the Company accounted for parts of the COVID-19 Vaccine IND application, contributing to the early clinical and market launch of the COVID-19 vaccine. At present, the marketed domestic vaccines are all entrusted to JOINN for preclinical evaluation.

#### ***Capacity Development in Featured Areas***

In the area of ophthalmic drug evaluation, our ophthalmic drug team and international ophthalmic drug R&D giants continue to maintain in-depth business cooperation, and successfully develop and establish disease models for their research projects. In addition, we have promoted the validated non-human primate reproductive toxicity evaluation system to commercial use, and is currently the first non-clinical CRO in China to commercialize this technology.

**Launching of Reproductive Toxicology Test**

In 2020, a large number of biotech drugs started to gradually enter the production phase. The development and reproductive toxicity evaluation of such drugs usually consider the use of non-human primate models. Therefore, the demand for cynomolgus monkey reproductive toxicity tests has increased sharply. On the basis of the evaluation method of cyno-fetal development study (Embryo-Fetal Development Study, EFD) that has been successfully established in the early stage, JOINN have further established an enhanced perinatal toxicity test (Enhanced Pre – and Postnatal Development Study, ePPND) for cynomolgus monkeys, and successfully applied this method to the evaluation of the reproductive toxicity test of two biotechnology drugs, and continues to maintain a leading position in the country.

**(2) Drug Clinical Trial Services**

We have carried out systematic quality system improvement services for the two participating

clinical trials (Tadipiroline and Tadalafil) for the two participating companies.

The use of multiple development and fetal reproductive toxicity tests (EFD) in the early stage of drug development has been successfully established. In 2020, JOINN has further established an enhanced perinatal toxicity test (ePPND) for cynomolgus monkeys, and successfully applied this method to the evaluation of the reproductive toxicity test of two biotechnology drugs, and continues to maintain a leading position in the country.



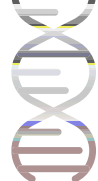
4. We also provided effective market information for the promotion and construction of other new business and new technical capabilities of the Company, and signed relevant contracts.
5. In 2020, based on the established one-stop service system for new drug evaluation, our business and technical teams have made full use of superior resources in the non-clinical field, strived to expand the scope of cooperation with customers, and actively promoted customer one-stop services, including CDMO of drugs, nonclinical evaluation and clinical trials, clinical analysis and pharmacovigilance, etc.

#### **LAUNCH THE H-SHARE LISTING AND DEEPEN THE INTERNATIONALIZATION STRATEGY**

According to our international development strategy, the Company started the process of overseas issuance of H Shares in July 2020, and was listed on the main board of the Hong Kong Stock Exchange on February 26, 2021. After the listing of H Shares, the Company will make full use of the Hong Kong stock capital market platform to deepen our overseas business layout with the support of overseas investors, enhance global pharmaceutical R&D service capabilities, and boost new drug R&D for global customers.

#### **MAINTAIN A GOOD AND STABLE OPERATION OF BIOMERE**

In 2020, confronted with the austere situation of COVID-19 pandemic in the United States, our wholly-owned subsidiary Biomere continued to maintain a good and stable operation. In order to maximize the synergy of the Group, we actively promotes the integration of management teams and businesses in China and the United States. As a domestic company in the United States, there is no cultural difference between Biomere and other drug R&D companies in the United States. Biomere has played an active role in expanding the influence of JOINN brand in the United States. In the business area, Biomere has established a business development team dedicated to serving JOINN to promote overseas sales. In 2020, the overseas orders entered by domestic companies are approximately RMB78 million, an increase of approximately 85% over 2019, which has achieved rapid growth. Our overseas subsidiary, Biomere entered orders of approximately RMB160 million, an increase of approximately 15% over 2019.



## II. Financial Review

### OVERVIEW

The following discussion is based on, and should be read in conjunction with, the financial information and notes included elsewhere in this report.

### REVENUE

During the Reporting Period, revenue generated from our non-clinical studies services accounted for substantially all of our total revenue. The Group's revenue for the year ended December 31, 2020 was RMB1,075.9 million, representing an increase of 68.3% compared to RMB639.4 million for the year ended December 31, 2019. The increase was primarily attributable to the expansion of our business including the acquisition of Biomere in December 2019. The following table sets forth a breakdown of our revenue by service lines for the periods indicated:

---

## COST OF SERVICES

Our cost of services primarily consists of direct labor costs, cost of supplies and overhead costs.

The Groups' cost of services for the year ended December 31, 2020 was RMB525.3 million, representing an increase of 69.1% compared to RMB310.6 million for the year ended December 31, 2019, which was largely in line with our revenue growth. The increase was also partly attributable to our acquisition of Biomere in 2019.

The table below sets forth a breakdown of our cost of services by service lines, in absolute amount and as percentage of our total cost of services for the periods indicated:

	For the year ended December 31,			
	2020		2019	
	RMB'000	%	RMB'000	%
Non-clinical studies services	512,454	97.6	303,081	97.6
Clinical trial and related services	11,275	2.1	4,590	1.5
Sales of research models	1,551	0.3	2,922	0.9
<b>Total cost of services</b>	<b>525,280</b>	<b>100.0</b>	<b>310,593</b>	<b>100.0</b>

## GROSS PROFIT AND GROSS PROFIT MARGIN

Our gross profit represents our revenue less our cost of services, and our gross profit margin represents our gross profit as a percentage of our revenue.

For the year ended December 31, 2020, the gross profit and gross profit margin was RMB550.6 million and 51.2%, respectively, as compared to RMB328.8 million and 51.4%, respectively, for the year ended December 31, 2019. The increase in gross profit was mainly driven by our increased gross profit of our non-clinical studies services, which accounted for substantially all of our total revenue during the Reporting Period. Our gross profit margin slightly decreased for the year ended December 31, 2020, primarily due to an increase in the costs of non-human primate research models procured to support our non-clinical studies services and our acquisition of Biomere which primarily offers non-GLP services with a relatively lower profit margin as compared to GLP services that we provide.



### OTHER GAINS AND LOSSES, NET

For research models that remained as our biological assets at the end of the Reporting Period, we recognized gain of RMB54.7 million arising from changes in fair value of biological assets for the year ended December 31, 2020, representing an increase of 318.9% compared to RMB13.1 million for the year ended December 31, 2019. The increase of gains arising from changes in fair value of biological assets was mainly due to the continuous increase in unit fair value of biological assets in line with the increasing market price and the increase in quantity.

In addition to gains arising from changes in fair value of biological assets, other gains and losses, net primarily consist of government grants, interest income, change in fair value of financial assets at FVTPL.

### SELLING AND MARKETING EXPENSES

Our selling and marketing expenses primarily consist of staff costs relating to our marketing and business development personnel, office expenses, and others such as marketing and promotion fees, travel, conference and event expenses, incurred by our own sales and marketing personnel in connection with our business development activities.

The Group's selling and marketing expenses for the year ended December 31, 2020 was RMB12.9 million, representing an increase of 3.5% compared to RMB12.5 million for the year ended December 31, 2019. The increase was primarily due to the net of the increase in staff costs due to the increase of the number of selling and marketing personnel and their increased compensation levels and decrease of marketing, promotion and travel expenses which influenced by COVID-19.

### GENERAL AND ADMINISTRATIVE EXPENSES

Our administrative expenses primarily consist of staff costs relating to our administrative and management personnel, office expenses, depreciation and amortization expenses, expenses for research models, equity-settled share-based payment expenses, and others. The Group's general and administrative expenses for the year ended December 31, 2020 was RMB211.5 million, representing an increase of 106.0% compared to RMB102.7 million for the year ended December 31, 2019. The increase was primarily due to the increase in staff costs, which was in turn due to the increase of the number of administrative personnel to support our business growth and their increased compensation levels and equity-settled share-based payment expenses, which results from the acquisition of Biomere.

### RESEARCH AND DEVELOPMENT EXPENSES

The research and development expenses for our Group primarily consist of staff costs relating to our R&D personnel and cost of raw materials used for R&D.

The Group's research and development expenses for the year ended December 31, 2020 was RMB50.7 million, representing an increase of 27.8% compared to RMB39.6 million for the year ended December 31, 2019. The increase was primarily due to the increase of inputs for certain government-sponsored research projects in 2020.

## FINANCE COSTS

The Group's finance costs for the year ended December 31, 2020 was RMB3.5 million, representing an increase of 929.5% compared to RMB0.3 million for the year ended December 31, 2019. The increase was primarily due to the increase of interest on lease liabilities from RMB0.3 million for the year ended December 31, 2019 to RMB2.7 million for the year ended December 31, 2020, as well as the increase of interests on interest-bearing borrowings from RMB0.05 million to RMB0.8 million for the same periods, which were primarily incurred by Biomere in its ordinary course of business.

## INCOME TAX EXPENSE

The Group's income tax expense for the year ended December 31, 2020 was RMB46.9 million, representing an increase of 61.4% compared to RMB29.1 million for the year ended December 31, 2019. The increase was primarily due to the increased revenues generated by the growth of our business.

The Group's effective tax rate for the year ended December 31, 2020 was 13.1% and remained stable compared with 13.4% for the year ended December 31, 2019.

## PROFIT FOR THE YEAR

As a result of the foregoing reasons, our profit for the year increased by 66.0% from RMB187.7 million for the year ended December 31, 2019 to RMB311.6 million for the year ended December 31, 2020. Our net profit margin decreased from 29.4% for the year ended December 31, 2019 to 29.0% for the year ended December 31, 2020, primarily due to (i) the increased general and administrative expenses for reasons discussed above and (ii) our acquisition of Biomere which primarily offered non-GLP services with a relatively lower profit margin.

## BIOLOGICAL ASSETS

### Information about the Independent Appraiser of Our Biological Assets

For the year ended December 31, 2020, our biological assets mainly consist of non-human primate research models hosted at our Nanning facilities primarily for scientific research and breeding purposes. Our biological assets are used for our non-clinical studies services, which are classified as current assets, and for purposes of breeding, which are classified as non-current assets.

Our biological assets were independently valued by Jones Lang LaSalle Corporate Appraisal and Advisory Limited ("JLL"), which is an independent professional appraiser not connected with us and has extensive experience in valuation of biological assets. The key appraiser of the JLL team is Mr. Simon M.K. Chan. Based on market reputation, track record in biological asset valuation and relevant background research, our Directors are satisfied that JLL is independent from us and is competent in conducting a valuation on our biological assets.

### Valuation Methodology

In arriving at the assessed value, two generally accepted approaches have been considered, namely, the market approach and depreciated replacement cost approach.

A market approach is adopted to value non-human primate research models at the age of 5 or lower, which is usually used for experiment. This approach was adopted because recent market prices for this age group of non-human primate research models exist near the valuation dates. The fair values of non-human primate research models at the age of 5 or lower were developed through the application of market approach with reasonable adjustments to reflect age differences.



A depreciated replacement cost approach is adopted to value non-human primate research models at the age above 5 and 8 for males and females respectively, which can be used for both breeding and experiment while predominantly are used for breeding according to the market practice, since there are no active market for these age group.

#### **Key Assumptions and Inputs**

The key input and assumption made for valuing our biological assets include the following:

- classification of our Company's biological assets according to their age and gender;
- quantity of each category of our biological assets at each valuation date;
- unit market price of key valuation input at each valuation date;
- cost for raising the non-human primate research models;
- residual breeding useful lives of non-human primate research models, which its fertility will be greatly reduced normally at the age of 15; and
- there are no hidden or unexpected conditions associated with our business that might adversely affect the reported values.

The following factors form an integral part of the bases of JLL's opinion:

- assumptions on the market and the asset that are considered to be fair and reasonable;
- consideration and analysis on the micro and macro economy affecting our biological assets;
- analysis on tactical planning, management standard and synergy of the biological assets;
- analytical review of the biological assets; and
- assessment of the liquidity of the biological assets.

### Sensitivity Analysis

The following table indicates the instantaneous change in the value of our biological assets that would arise if the key inputs for valuation as of December 31, 2020 had changed at that date, assuming all other risk variables remained constant:

% change in unit market price of Male non-human primate research model at age of 3-5	-30%	-20%	-10%	10%	20%	30%
Change in fair value of our biological assets (RMB'000)	(19,761)	(13,174)	(6,587)	6,587	13,174	19,761
% change in unit market price of Female non-human primate research model at age of 3-8	-30%	-20%	-10%	10%	20%	30%
Change in fair value of our biological assets (RMB'000)	(6,319)	(4,213)	(2,106)	2,106	4,213	6,319
% change in costs for raising cynomolgous monkeys to the age of 3	-30%	-20%	-10%	10%	20%	30%
Change in fair value of our biological assets (RMB'000)	2,302	1,528	761	(754)	(1,500)	(2,240)
% change in end of the breeding useful lives	-30%	-20%	-10%	10%	20%	30%
Change in fair value of our biological assets (RMB'000)	(11,738)	(6,355)	(2,574)	1,856	3,228	4,283

### CAPITAL MANAGEMENT

The primary goal of the Group's capital management is to maintain the Group's stability and growth while maximizing the return to stakeholders through the optimization of the debt and equity balance. The Group reviews and manages its capital structure regularly, and makes timely adjustments to it in light of changes in economic conditions. To maintain or realign our capital structure, the Group may raise capital by way of bank loans or issuance of equity or convertible bonds.

### LIQUIDITY AND FINANCIAL RESOURCES

The Group's cash and cash equivalent as at December 31, 2020 were RMB308.7 million, representing an increase of 74.4% compared to RMB177.0 million as at December 31, 2019. The increase was primarily attributable to the increasing payments received from customers at the end of the year.

The Group's liquidity remains strong. During the Reporting Period, the Group's primary source of funds was from its ordinary course of business, including payments received from our customers for our services in non-clinical studies.



### GEARING RATIO

The gearing ratio (calculated by interest-bearing bank borrowings divided by total equity) of the Group as at December 31, 2020 was 2.0%, representing a decrease of 0.6% compared to 2.6% as at December 31, 2019.

### SIGNIFICANT INVESTMENTS, MATERIAL ACQUISITION AND DISPOSALS

There were no significant investments, material acquisition or disposal of subsidiaries, associates and joint ventures during the year ended December 31, 2020.

### CHARGE ON ASSETS

As at December 31, 2020, there was no material charge on assets of the Group.

### CONTINGENT LIABILITIES

As of December 31, 2020, we did not have any material contingent liabilities.

### FOREIGN EXCHANGE EXPOSURE

We have transactional currency exposures. Certain of our time deposits, cash and bank balances, other financial assets, trade and other receivables, trade and other payables, preferred shares and gross obligation from share purchase option written are denominated in foreign currency which are exposed to foreign currency risk. We currently do not have a foreign currency hedging policy. However, our management monitors foreign exchange exposure and will consider appropriate hedging measures in the future should the need arise.

### SHARE PLEDGE

During the Reporting Period, there is no pledge by our Controlling Shareholders of their interests in the Shares to secure the Company's debts or to secure guarantees or other support of its obligation.

### SUBSEQUENT EVENTS AFTER THE REPORTING PERIOD

#### **Listing of the H Shares of the Company on the Hong Kong Stock Exchange and issue of the H Shares pursuant to partial exercise of over-allotment option**

On February 26, 2021, the Company was successfully listed on the Main Board of the Hong Kong Stock Exchange, in which 43,324,800 H Shares has been issued.

On March 19, 2021, the over-allotment option has been partially exercised such that an additional 40,800 H Shares has been issued. The listing of and dealings in the over-allotment shares commenced on the Main Board of the Hong Kong Stock Exchange on March 24, 2021.

Save as disclosed above, the Company is not aware of any material subsequent events from December 31, 2020 to the date of this report.

### III. Outlook and Prospects

We plan to execute the following strategies to achieve our vision and mission.

#### **STRENGTHEN NON-CLINICAL SERVICE OFFERINGS AND EXPANDING FACILITIES**

We will continue to solidify our market leadership in the drug safety assessment market by upgrading our technical capabilities to satisfy the increasing demand for drug safety assessment and other non-clinical services for innovative drugs. Specifically, we plan to focus on bolstering our competitive edge in areas of the greatest industry needs, such as large molecule bioanalysis as well as cellular and gene therapies. We as irrelevant fields by strengthening our capacity to satisfy customers' needs.



### EXPAND RESEARCH MODEL FACILITIES TO SUPPORT OUR NON-CLINICAL STUDIES

We will continue to invest in building our research model production centers and laboratories in Wuzhou to develop, breed and produce high-quality research models, particularly non-human primates. High-quality non-human primate research models and pre-clinical research facilities are in high demand globally and will continue to attract global customers and researchers to China, promoting partnerships and collaborations in a broad array of research areas. We expect to commence operations of our new research model facilities and laboratories built on a parcel of land with the gross site area of approximately 376,667 sq.m. located in Wuzhou in 2021. At the same time, we will develop a proprietary research model production system to further enhance our production capacity and efficiency and the quality of our research models. We expect the new facilities under construction in Wuzhou to provide us with a solid foundation to further expand our scientific expertise in non-human primate research models, with an ultimate goal of producing a stable and adequate supply of non-human primate research models in the long term to support the growing demand for our non-clinical studies with improved cost efficiency.

### PURSUE ACQUISITION AND STRATEGIC OPPORTUNITIES

We intend to selectively pursue acquisitions of businesses and assets that are complementary to our growth strategies, particularly those that can help us enrich our services offerings at a global scale. For example, we will seek to evaluate acquisition and other strategic opportunities with (i) CROs focused on non-clinical studies to strengthen our existing leadership, as well as (ii) clinical CROs, research model facilities, and drug discovery service providers with a view to further expanding our service offerings along the pharmaceutical R&D value chain. We believe our extensive industry experience and presence in both China and the United States will enable us to identify suitable targets and effectively evaluate and execute potential opportunities.

## IV. RISK MANAGEMENT

### PRINCIPAL RISKS AND UNCERTAINTIES FACING THE COMPANY

#### 1. Risk of adherence and compliance of regulations

Since the Company provide pharmaceutical research and development services to various countries and nations, the commencement of our projects is subject to and must comply with various applicable legal and regulatory requirements. If the Company fails to comply with current laws, regulations, industry standards or its future changes, the reputation, business, financial condition, operating results and prospects of the Company may be negatively affected.



**7. COVID-19 pandemic and other force majeure risks**

The COVID-19 pandemic occurred in late 2019 has caused significant impacts to China and various industries and has spread around the world, which has caused challenges to the daily operations to the Company. Currently, the pandemic in China is basically under control. If the pandemic cannot be well under control in the future, the Company's business may be affected by the national pandemic prevention policies. Although the impact of such pandemic to the general production operation of the Company is not significant, however, it is impossible to forecast and assess the subsequent development of the pandemic and the subsequent relevant national policies accurately. Therefore, such force majeure factor requires comprehensive analysis and evaluation.

## **Biographies of Directors, Supervisors and Senior Management**

**Mr. Gao Dapeng (高大鵬)**, aged 38, is an executive Director, the general manager, the secretary to the Board and a joint company secretary of our Company. Mr. Gao joined our Group in November 2012 and was appointed as a Director in October 2013 and re-designated as an executive Director in August 2020. He has also served as the general manager of our Company since January 2019 and the secretary to the Board since March 2013. He was appointed as a joint company secretary of our Company in August 2020. Mr. Gao is primarily responsible for overseeing the operation, capital management and matters relating to information disclosure of our Group.

Mr. Gao previously served multiple other positions at our Company, including as a finance manager from November 2012 to January 2013, and the chief financial officer from January 2013 to March 2020. His tenure as the chief financial officer of our Company overlapped with that of Ms. Yu Aishui during the period of July 2019 to March 2020 to ensure a smooth handover of the relevant responsibilities from Mr. Gao to Ms. Yu.

Prior to joining our Group, Mr. Gao served as an assistant auditor at Beijing Zhongshui Xincheng Tax Firm (北京中稅信誠稅務師事務所) from August 2005 to July 2006, an assistant accountant and the finance manager successively at Staidson (a company listed on the Shenzhen Stock Exchange with stock code: 300204) from June 2007 to October 2012.

Mr. Gao received his bachelor's degree in management from Central University of Finance and Economics (中央財經大學) in China in July 2005.


Mr. Gao is the husband of the niece of Ms. Feng.

**Ms. Sun Yunxia (孫雲霞)**, aged 52, is an executive director and a vice general manager of our Company. Ms. Sun joined our Group in October 1999 and was appointed as a Director in January 2019 and re-designated as an executive Director in August 2020. She was appointed as a vice general manager of our Company in December 2012. Ms. Sun is primarily responsible for overseeing the non-clinical operations of our Group.

Ms. Sun previously served multiple other positions at our Company, including as a senior study director from October 1999 to April 2005, the director of toxicology department from April 2005 to June 2008, the director of quality assurance department from July 2008 to December 2009, the testing facility deputy manager and manager of JOINN (Beijing) from January 2010 to March 2020.

Prior to joining our Group, Ms. Sun successively worked as a food hygiene supervisor at Siping City Epidemic Prevention Station of Jilin Province (吉林省四平市防疫站), and practiced as the chief physician at Peking University Shougang General Hospital (北京大學首鋼醫院). Ms. Sun has been serving as a committee member of Professional Committee of Drug Toxicology and Safety Evaluation of Chinese Society of Toxicology (中國毒理學會藥物毒理與安全性評價專業委員會) since October 2011, a council member of Chinese Society of Toxicology (中國毒理學會) since October 2018, and a standing committee member of Professional Committee of Chinese Medicine and Natural Medicine Toxicology of Chinese Society of Toxicology (中國毒理學會中藥與天然藥物毒理專業委員會) since November 2019.

Ms. Sun received her master's degree in medicine from Norman Bethune University of Medical Sciences (白求恩醫科大學), now known as Norman Bethune Health Science Center of Jilin University (吉林大學白求恩醫學部), in China in July 1995.



**Dr. Yao Dalin (姚大林)**, aged 71, is an executive Director, a senior vice general manager and the Chief Scientific Officer of our Company. Dr. Yao joined our Group in February 2012 and was appointed as a Director of the Board in January 2019 and re-designated as an executive Director in August 2020. He was appointed as a senior vice general manager in February 2012. Dr. Yao is primarily responsible for strategic planning on scientific innovations and technology advancement as well as improving the regulatory compliance of our Group.

Prior to joining our Company in February 2012, Dr. Yao served as an assistant professor at Norman Bethune University of Medical Sciences (白求恩醫科大學), now known as Norman Bethune Health Science Center of Jilin University (吉林大學白求恩醫學部) from 1989 to 1990, a Visiting Scientist in the Laboratory of Experimental Neuropathology, The National Institute of Neurological Disorders and Stroke, NIH, the United States, from October 1990 to December 1995. From December 1999 to December 2011, Dr. Yao worked in the Center for Drug Evaluation and Research, U.S. Food and Drug Administration, including serving as a senior reviewer at the Division of Metabolic and Endocrine Drug Products.

Dr. Yao received his doctoral degree in medicine from Norman Bethune University of Medical Sciences (白求恩醫科大學) in China in November 1990.

### Non-executive Director

**Mr. Gu Xiaolei (顧曉磊)**, aged 33, is a non-executive Director of our Company. Mr. Gu joined our Group in December 2012 and was appointed as a Director in December 2012 and re-designated as a non-executive Director in August 2020. Mr. Gu is primarily responsible for giving strategic advice on the operations of our Group and participating in the decision-making of the Board.

Mr. Gu served as a director and the vice general manager of Xiangtang Group Co., Ltd. (香塘集團有限公司) from July 2009 to April 2016. Mr. Gu has served as the vice chairperson of such company since April 2016.

Mr. Gu received his bachelor of science degree in applied business management from Imperial College London, the United Kingdom, in August 2009.

### Independent Non-executive Directors

**Mr. Sun Mingcheng (孫明成)**, aged 46, has served as an independent non-executive Director of our Company since January 2019. Mr. Sun is primarily responsible for providing independent opinion and judgment to the Board, thereby protecting the overall interest of our Group.

Mr. Sun served as a vice general manager and the secretary to the board at Matt Motor Service Co., Ltd. (麥特汽車服務股份有限公司) from 2013 to 2017. Mr. Sun has been serving as a general manager at Yangzhou Dongsheng Auto Parts Co., Ltd. (揚州東昇汽車零部件股份有限公司) since November 2017, and an independent director of Hengtong Logistics Co., Ltd. (恆通物流股份有限公司) (a company listed on the Shanghai Stock Exchange with stock code: 603223) since May 2018.

Mr. Sun obtained his master's degree in engineering from Liaoning University of Engineering and Technology (遼寧工程技術大學) in China in April 2000. He subsequently received another master's degree in business management from Beijing University of Posts and Telecommunications (北京郵電大學) in China in July 2005. He has been a PhD student of accounting in the Research Institute for Fiscal Sciences of Ministry of Finance (財政部財政科學研究所), now known as Chinese Academy of Fiscal Sciences (中國財政科學研究院), since 2013. Mr. Sun has been a member of The Chinese Institute of Certified Public Accountants (中國註冊會計師協會) as a non-practicing certified public accountant since April 2011.

**Dr. Zhai Yonggong (翟永功)**, aged 59, has served as an independent non-executive Director of our Company since January 2019. Dr. Zhai is primarily responsible for providing independent opinion and judgment to the Board, thereby protecting the overall interest of our Group.

Dr. Zhai served a visiting scholar at the University of Pittsburgh in the United States from January 2005 to January 2007. Dr. Zhai served as a professor at Beijing Normal University in China from September 2009 to August 2019.

Dr. Zhai received his bachelor of agriculture degree in animal husbandry from Northwest Agricultural College (西北農學院), now known as Northwest Agriculture and Forestry University (西北農林科技大學), in China in July 1984. He obtained his master of agriculture degree in animal genetics and breeding from the same school in June 1992. He subsequently received his doctoral degree of engineering in biomedical engineering from Xi'an Jiaotong University (西安交通大學) in China in December 1999.

**Mr. Ou Xiaojie (歐小傑)**, aged 47, has served as an independent non-executive Director of our Company since January 2019. Mr. Ou is primarily responsible for providing independent opinion and judgment to the Board, thereby protecting the overall interest of our Group.

Mr. Ou served as a managing director at Beijing Dongfang Junhe Management Consulting Co., Ltd. (北京東方君和管理顧問有限公司) from January 2009 to May 2012. He served as a department general manager at Beijing Chinasoft International Information Technology Co., Ltd. (北京中軟國際信息技術有限公司) from August 2012 to May 2014. He successively served as a director and strategic counsel at Beijing Didaofengwu Technology Co., Ltd. (北京地道風物科技有限公司) from May 2015 to September 2017.

Mr. Ou received his bachelor of engineering degree in industrial automation from Guangdong University of Technology (廣東工業大學) in China in 1999.

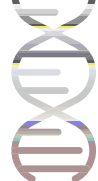
**Mr. Zhang Fan (張帆)**, aged 41, has served as an independent non-executive Director of our Company since February 2021. Mr. Zhang has been primarily responsible for providing independent opinion and judgment to the Board, thereby protecting the overall interest of our Group.

Mr. Zhang worked at the head office of China Construction Bank (中國建設銀行) from 2001 to 2006, serving at the audit department, the restructuring office and the board of director office respectively. From 2010 to 2018, Mr. Zhang worked at CCB International Capital Limited (建銀國際金融有限公司), serving at the investment banking department as a managing director and the head of financial institution business. From 2018 to 2019, Mr. Zhang worked at WeShare Investment Holding Limited (新分享投資控股有限公司) as the chief strategy officer. Since 2019, Mr. Zhang has been working at China Everbright Limited (中國光大控股有限公司) as a managing director of corporate client services department. Mr. Zhang is a Certified Public Accountant in the U.S..

Mr. Zhang received his bachelor of management degree in accounting from Sun Yat-sen University (中山大學) in China in June 2001. He obtained his master of business administration degree from Carnegie Mellon University in the U.S. in May 2010.







## Report of Directors

The Board is pleased to present this report of Directors together with the audited consolidated financial statements of the Group for the Reporting Period.

### Principal Activities

The Company is a leading non-clinical CRO focused on drug safety assessment. It is also in the process of expanding its offerings to an integrated range of services covering discovery, pre-clinical and clinical trial stages in the drug R&D service chain. Founded in 1995, the Company set out as a CRO specialized and excelling in pharmacology and toxicology assessment for innovative drugs in China. Building upon its core competency in drug safety assessment, the Company has been expanding its service offerings with a view to becoming an integrated pharmaceutical R&D service platform capable of providing a comprehensive portfolio of CRO services including nonclinical studies, clinical trial and related services, and research model business. With its project experience and scientific expertise, the Company aims to help its customers reduce R&D costs and risks and improve the overall productivity and efficiency of their global pharmaceutical R&D projects.

There were no significant changes in the nature of the Group's principal activities during the year ended December 31, 2020. An analysis of the Group's revenue and operating profit for the year ended December 31, 2020 by principal activities is set out in the section headed "Management Discussion and Analysis" in this annual report and note 4 to the financial statements.

### Business Review

A review of the Group's business during the year ended December 31, 2020, which includes an analysis of the Group's performance using financial key performance indicators, particulars of important events affecting the Group during the year ended December 31, 2020, and an indication of likely future developments in the Group's business, could be found in the sections headed "Chairperson's Statement", "Management Discussion and Analysis" and "Corporate Governance Report" in this annual report. The review and discussion form part of this Directors' report.

### Results and Dividend

The consolidated results of the Group for the Reporting Period are set out on pages 90 to 91 of this annual report.

The Board proposed the profit distribution plan for the year ended December 31, 2020 ("2020 Profit Distribution Plan") as follows: (1) a dividend of RMB0.35 (2019: RMB0.34) per Share to Shareholders on the record date for determining the Shareholders' entitlement to the 2020 Profit Distribution Plan. Based on the total issued 270,820,329 Shares of the Company as of March 29, 2021, the proposed final dividend in an aggregate amount was approximately RMB94,787,000 (2019: RMB55,051,000); and (2) 4 new Shares for every 10 existing Shares (2019: 4 new Shares for every 10 existing Shares) of the Company to be issued out of reserve to all Shareholders of the Company on the record date for determining the shareholders' entitlement to the 2020 Profit Distribution Plan. The 2020 Profit Distribution Plan is subject to, amongst others, approval by Shareholders at the forthcoming AGM and application to be made to and approved by the Stock Exchange for the listing of and permission to deal in the new H Shares (in respect of the capitalization issue).

## Financial Summary

A summary of the published results, assets and liabilities of the Group for the four financial years is set out on page 9 of this annual report.

## Property, Plant and Equipment

Details of the movements in property and equipment of the Group during the Reporting Period are set out in note 12 to the consolidated financial statements in this annual report.

## Compliance with Laws and Regulations

We may be involved in legal proceedings in the ordinary course of business from time to time. During the Reporting Period and up to the date of this report, the Group had complied with the laws, regulations and regulatory requirements of the places where the Group operates in all material respects, including the requirements under the Hong Kong Companies Ordinance, the Listing Rules, the SFO and the CG Code for, among other things, the disclosure of information and corporate governance. During the Reporting Period and up to the date of the report, none of the Group and the Directors, Supervisors and senior management of the Company were subject to any investigation initiated or administrative penalties imposed by the CSRC, banned from entering the market, identified as inappropriate candidates, publicly condemned by stock exchanges, subject to mandatory measures, transferred to judicial organs or held criminally responsible, and none were involved in any other litigation, arbitration or administrative proceedings which would have a material adverse impact on our business, financial condition or results of operations.


## Events after the Reporting Period

Details of the events after the Reporting Period of the Company are set out in “Management Discussion and Analysis – II. Financial Review – Subsequent Events After the Reporting Period” in this report.

## Environmental Policies and Performance

The Group is highly aware of the importance of environment protection and has not noted any material incompliance with all relevant laws and regulations in relation to its business including environmental protection, health and safety, workplace conditions, employment and the environment.

The Group has established detailed internal rules regarding environmental protection, in particular, the discharge of air, water and solid waste and noise control. During the year ended December 31, 2020, we did not incur any additional costs specifically attributable to environmental compliance.



Further details of the Group's environmental policies and

The Company intends to use the net proceeds in the same matter and proportion as set out below:

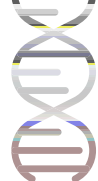
Use of Proceeds	Percentage of total net proceeds (in the same proportion as stated in the Prospectus) (%)	Amount of net proceeds for the relevant use (in the same proportion as stated in the Prospectus) (HK\$ million)	Amount of net proceeds utilized as of the date of this report (HK\$ million)	Amount not yet utilized as of the date of this report (HK\$ million)	Expected timeframe for utilizing the remaining unutilized net proceeds
<b>(A) Expand the capacity of our Suzhou facilities for nonclinical Studies</b>	<b>16.0</b>	<b>HK\$1,019.8</b>	<b>0</b>	<b>HK\$1,019.8</b>	
(i) renovating our existing laboratory and research model facilities in Suzhou	7.9	HK\$503.5	0	HK\$503.5	completed in 2021
(ii) constructing the infrastructure of our new facilities in Suzhou	1.7	HK\$108.4	0	HK\$108.4	completed in 2021
(iii) procurement of cutting-edge equipment and laboratory technologies and investment in the research and development of novel, customized research models	5.5	HK\$350.5	0	HK\$350.5	1 to 3 years from Listing
(iv) upgrading our technical and scientific research capabilities with international background at our Suzhou facilities	0.9	HK\$57.4	0	HK\$57.4	3 to 5 years from Listing
<b>(B) Strengthen our U.S. operations to cater to the rising customer demand for services provided by Biomere</b>	<b>10.0</b>	<b>HK\$637.4</b>	<b>0</b>	<b>HK\$637.4</b>	
(i) upgrading our existing facilities and service team in northern California	7.6	HK\$484.4	0	HK\$484.4	1 to 2 years from Listing
(ii) investing in business development efforts, expanding service teams and upgrading laboratory equipment for Biomere	2.4	HK\$153.0	0	HK\$153.0	1 to 2 years from Listing
<b>(C) Further expand our facility network and service capabilities in China</b>	<b>39.0</b>	<b>HK\$2,485.7</b>	<b>0</b>	<b>HK\$2,485.7</b>	
(i) building the Phase I of our new Guangzhou facilities with a focus on non-GLP and GLP-compliant non-clinical studies in Guangzhou	17.0	HK\$1,083.5	0	HK\$1,083.5	by the end of 2023
(ii) building the Phase I of our new laboratories, research model breeding facilities and clinical operations in Chongqing	17.0	HK\$1,083.5	0	HK\$1,083.5	by the end of 2023
(iii) enhancing our technical and scientific research capabilities at our Guangzhou and Chongqing facilities	2.6	HK\$165.7	0	HK\$165.7	3 to 5 years from Listing
(iv) developing cutting-edge laboratory and research model technologies	2.4	HK\$153.0	0	HK\$153.0	3 to 5 years from Listing



Use of Proceeds	Percentage of total net proceeds (in the same proportion as stated in the Prospectus) (%)	Amount of net proceeds for the relevant use (in the same proportion as stated in the Prospectus) (HK\$ million)	Amount of net proceeds utilized as of the date of this report (HK\$ million)	Amount not yet utilized as of the date of this report (HK\$ million)	Expected timeframe for utilizing the remaining unutilized net proceeds
<b>(D) Broaden and deepen our integrated CRO service offerings with a particular focus on further expanding our clinical trial and related services</b>	<b>5.0</b>	<b>HK\$318.6</b>	<b>0</b>	<b>HK\$318.6</b>	
(i) hiring approximately 220 experienced clinical trial operation professionals who hold at least a bachelor's degree and who have at least two years of work experience in clinical operations, medicine, quality control, statistical analysis and analysis of clinical samples, with a focus on early-stage clinical trial projects	0.6	HK\$38.2	0	HK\$38.2	1 to 3 years from Listing
(ii) investing in business development efforts for our growing clinical trial business	0.4	HK\$25.5	0	HK\$25.5	1 to 3 years from Listing
(iii) procuring new equipment, technologies, systems, databases and infrastructure for use in clinical trials, as well as in the related services such as bioanalytical services, to strengthen our service quality and customer experience	4.0	HK\$254.9	0	HK\$254.9	1 to 3 years from Listing
<b>(E) Fund potential acquisitions of suitable (i) CROs focused on non-clinical studies, (ii) CROs focused on clinical trials, and/or (iii) research model production facilities in both China and overseas</b>	<b>20.0</b>	<b>HK\$1,274.7</b>	<b>0</b>	<b>HK\$1,274.7</b>	<b>1 to 3 years from Listing</b>
<b>(F) Working capital and general corporate purposes</b>	<b>10.0</b>	<b>HK\$637.4</b>	<b>0</b>	<b>HK\$637.4</b>	

Note: The net proceeds amount above are based on the actual amount received by the Company. However, as at the date of this report, certain listing related fees and expenses have not yet been paid or deducted. As a result, the Company expects minor adjustment to the net proceeds amount which shall be disclosed in the Company's subsequent periodic financial report(s).





### **Contract with Substantial Shareholders**

No contract of significance was entered into between the Company or any of its subsidiaries and the substantial shareholders or any of its subsidiaries during the Reporting Period or subsisted at December 31, 2020 and no contract of significance for the provision of services to the Company or any of its subsidiaries by a substantial shareholder or any of its subsidiaries was entered into during the Reporting Period or subsisted at December 31, 2020.

### **Directors' and Supervisors' Interests in Transactions, Arrangement or Contract of Significance**

No transaction, arrangement and contract of significance to the business of the Group which the Company or any of its subsidiaries was a party, and in which a Director/Supervisor or any entity connected with such a Director/Supervisor had a material interest, whether directly or indirectly, subsisted at December 31, 2020 or at any time during the Reporting Period.

### **Compensation of Directors, Supervisors and Senior Management**

The Directors, Supervisors and senior management receive compensation in the form of fees, salaries, bonuses, other allowances, benefits in kind, contribution to the pension scheme and other share-based compensation. The compensation of Directors, Supervisors and senior management is determined based on their responsibilities, qualification, position and seniority. Details of the Directors' and Supervisors' emoluments and emoluments of the five highest paid individuals in the Group are set out in note 8 and note 9 to the financial statements on pages 125 to 127 of this annual report.

For the Reporting Period, no emoluments were paid by the Group to any Director, Supervisor or any of the five highest paid individuals as an inducement to join or upon joining the Group or as compensation for loss of office. None of the Directors or Supervisors has waived any emoluments for the year ended December 31, 2020.

Except as disclosed above, no other payments have been made or are payable, for the year ended December 31, 2020, by our Group to or on behalf of any of the Directors and Supervisors.

The remuneration payable to the senior management of the Company (who are not the Directors and Supervisors) by band during the Reporting Period is shown in the following table:

<b>Band of remuneration</b>	<b>Number of senior management Year ended December 31, 2020</b>
Nil to HK\$1,000,000	1
HK\$1,000,001 to HK\$1,500,000	–
HK\$1,500,001 to HK\$2,000,000	1
HK\$2,000,001 to HK\$2,500,000	–
	<b>2</b>

### **Directors', Supervisors' and Controlling Shareholders' Interests in Competing Business**

During the Reporting Period, none of the Directors, Supervisors and Controlling Shareholders or their respective close associates (as defined in the Listing Rules) had any interest in a business that competed or was likely to compete, either directly or indirectly, with the business of the Group, other than being a Director of the Company and/or its subsidiaries.

### **Continuing Disclosure Obligations Pursuant to the Listing Rules**

Save as disclosed in this annual report, the Company does not have any other disclosure obligations under Rules 13.20, 13.21 and 13.22 of the Listing Rules.



## Non-competition Undertaking

For the purpose of the listing of our A shares on the Shanghai Stock Exchange in 2017 and in order to avoid any potential competition between Ms. Feng and Mr. Zhou on the one hand and our Company on the other hand, Ms. Feng and Mr. Zhou had provided a non-competition undertaking in favor of our Company on August 25, 2017 (the "Non-competition Undertaking"). Each of Ms. Feng and Mr. Zhou has undertaken pursuant to the Non-competition Undertaking that:

- (i) neither herself/himself nor any of his/her directly or indirectly controlled companies or entities will engage in any business or operation in competition with the business of our Group;
- (ii) in the event that herself/himself or any of their directly or indirectly controlled companies or entities encounter business opportunity that will create direct or indirect competition between their directly or indirectly controlled companies or entities and our Group, they will refer the business opportunity to our Group; and
- (iii) if the above non-competition undertaking is proven to be untrue or if Ms. Feng or Mr. Zhou fails to comply with the above non-competition undertaking, she/he agrees to indemnify our Company for all the direct and indirect losses our Company may suffer as a result of such breach.

As at the date of this report, Ms. Feng and Mr. Zhou confirmed that they have complied and will comply with the Non-competition Undertaking, pursuant to which Ms. Feng and Mr. Zhou have agreed not to compete with the business of our Group.

Save as disclosed, no other non-competition agreements or arrangement has been provided by the Controlling Shareholders as at December 31, 2020 or at any time during the Reporting Period.

## Management Contracts

Other than the Directors' and Supervisors' service contracts and appointment letters, no contract concerning the management and administration of the whole or any substantial part of the business of the Group was entered into or in existence as at December 31, 2020 or at any time during the Reporting Period.

## Convertible Bonds

During the Reporting Period, the Group has not issued any convertible bonds.

## Equity-linked Agreements

During the Reporting Period, the Company has not entered into any equity-linked agreement.

## Material Legal Proceedings

The Group was not involved in any material legal proceeding during the Reporting Period.

## Loan and Guarantee

During the Reporting Period, the Group had not made any loan or provided any guarantee for loan, directly or indirectly, to the Directors, Supervisors and senior management of the Company, the Controlling Shareholders of the Company (if any) or their respective connected persons.

## Pre-IPO Share Option and Restricted Award Schemes

The Company adopted the pre-IPO share option and restricted share award schemes ("Pre-IPO Share Option and Restricted Award Schemes") on February 27, 2018, August 15, 2019 and July 15, 2020 respectively. The terms of the Pre-IPO Share Option and Restricted Share Award Schemes are not subject to the provisions of Chapter 17 of the Listing Rules as they do not involve the grant of options by the Company to subscribe for new Shares upon the Listing.

### SUMMARY OF TERMS

The following is a summary of the principal terms of each of the Pre-IPO Share Option and Restricted Share Award Schemes:

#### (a) Purpose

The purpose of the Pre-IPO Share Option and Restricted Share Award Schemes is to establish the long-term incentive mechanism of the Company, attract and retain talents, mobilize the enthusiasm of the directors, senior management and key technical employees of the Company, foster shared interests among the shareholders, the Company and operators, thereby promoting sustained, long-term and healthy growth of the Company.

#### (b) Type of Awards

The Pre-IPO Share Option and Restricted Share Award Schemes provides for awards of options and RSUs ("Awards"), except the 2020 Share Incentive Scheme does not provide awards of RSUs.

#### (c) Administration

The Shareholders' meeting is the highest authority of the Pre-IPO Share Option and Restricted Share Award Schemes. The Board is the managing authority of the Pre-IPO Share Option and Restricted Share Award Schemes. The board of Supervisors and independent non-executive Directors are the supervising authorities of the Pre-IPO Share Option and Restricted Share Award Schemes.

#### (d) Scope of Participants

The Directors, senior management and key technical employees of the Company (excluding independent non-executive Directors, Supervisors, shareholders that hold more than 5% of the Company's shares and the controlling shareholder and their spouses, parents, and children).

#### (e) Source of Shares

The Shares underlying the Pre-IPO Share Option and Restricted Share Award Schemes shall be A Shares privately issued by the Company.

#### (f) Maximum Number of Shares

The maximum number of shares involved with the Awards to be granted to an eligible employee under all effective Pre-IPO Share Option and Restricted Share Award Schemes shall not exceed 1% of the total outstanding share capital of the Company. The total number of shares involved with all effective Pre-IPO Share Option and Restricted Share Award Schemes shall not exceed 10% of the total outstanding share capital of the Company.



**(g) Term of the Pre-IPO Share Option and Restricted Share Award Schemes**

Subject to the termination provisions under the Pre-IPO Share Option and Restricted Share Award Schemes, the Pre-IPO Share Option and Restricted Share Award Schemes shall be valid and effective commencing on the date that the Awards are granted to when such Awards are no long under any lock-ups, fully exercised or cancelled. The term of validity shall not exceed 48 months.

**(h) Date of Grant**

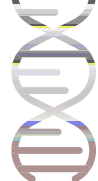
The date on which the Awards are granted shall be determined by the Board, subject to approval of the Pre-IPO Share Option and Restricted Share Award Schemes by the shareholders' meeting, which shall be a trading day. The Awards shall be granted, registered and announced within 60 days after the approval of the Pre-IPO Share Option and Restricted Share Award Schemes by the shareholders' meeting. Otherwise, the Pre-IPO Share Option and Restricted Share Award Schemes shall be terminated, and the Awards thereunder that have not been granted shall become

Period18 TwThe date on which the Awar4148 750T\*018 Twperiods forT\*0186 T011.yeredon and Restrict819.6ward Schemes,

- (4) the Company shall actively assist the grantee on exercising the Awards in accordance with the relevant provisions under the Pre-IPO Share Option and Restricted Share Award Schemes and relevant regulates of the CSRC, the Shanghai Stock Exchange and China Securities Depository and Clearing Company Limited (中國證券登記結算有限責任公司) (“CSDC”). However, if the grantee fails to exercise its Awards for the reasons that are attributable to the Shanghai Stock Exchange or CSDC, the Company shall not be liable for the losses causes to such grantee.
- (5) the determination of the grantee under the Pre-IPO Share Option and Restricted Share Award Schemes by the Company does not mean the grantee is entitled to serve the Company, nor does it constitute any commitment to the employment period of the grantee. The employment relationship between the Company and the grantee remains subject to the employment contract signed by the Company and the grantee.
- (3) The source of funds of the grantee shall be self-raised funds.
- (4) When the Company distributes dividends, the grantee of options and RSUs shall receive dividends in proportion to the underlying A Shares of the options and RSUs respectively.
- (5) The grantee of RSUs shall be entitled to voting rights in respect of the underlying A Shares of the RSUs. The grantee of options shall only be entitled to voting rights in respect of the underlying A Shares of the options upon the exercise of such options and grant of the corresponding A Shares to the grantee.
- (6) The Awards granted under the Pre-IPO Share Option and Restricted Share Award Schemes shall not be transferred, used as guarantee or repayment of debt.
- (7) The grantee shall pay personal income tax and other taxes in accordance with relevant laws and regulations with regard to the income obtained from the Pre-IPO Share Option and Restricted Share Award Schemes.

**(I) Rights and Obligations of the Grantee**

- (1) the grantee shall work diligently abide by professional ethics, making contributions to the development of the Company.
- (2) The grantee shall lock up its granted Awards in accordance with the provisions of the Pre-IPO Share Option and Restricted Share Award Schemes.
- (8) In the event that the grantee ceases to be an eligible grantee before the granted Awards are fully exercised, the unvested Awards shall be repurchased or cancelled by the Company.



- (9) In the event that the grantee ceases to be an eligible grantee due to the false records, misleading statements or material omissions in the disclosed documents by the Company, the grantee shall return all the benefits obtained from the Pre-IPO Share Option and Restricted Share Award Schemes to the Company.
- (10) Upon the approval of the Pre-IPO Share Option and Restricted Share Award Schemes by the shareholders' meeting, a written agreement shall be signed by and between the Company and each of the grantee, stipulating respective rights and obligations and other related matters under such Pre-IPO Share Option and Restricted Share Award Schemes.
- (11) Other rights and obligations stipulated by relevant laws, regulations and the Pre-IPO Share Option and Restricted Share Award Schemes.

#### **LIST OF GRANTEES UNDER THE PRE-IPO SHARE OPTION AND RESTRICTED SHARE AWARD SCHEMES**

As of the date of this report, the maximum number of options and RSUs approved to be granted under the Pre-IPO Share Option and Restricted Share Award Schemes, namely, the 2018 Share Option and Restricted Share Award Scheme, the 2019 Share Option and Restricted Share Award Scheme and the 2020 Share Option Scheme, have been fully granted to the eligible grantees.

As of the date of this report, the Company had granted options under the Pre-IPO Share Option and Restricted Share Award Schemes to 360 grantees, including four Directors, two senior management members of the Company, 19 employees of the Group who have been granted options to subscribe for 25,000 A Share or more and 335 other employees of the Group to subscribe for an aggregate of 3,202,829 A Shares, representing approximately 1.18% of the Company's issued share capital immediately after completion of the partial exercise of the over-allotment option described in the Prospectus. No option under the Pre-IPO Share Option and Restricted Share Award Schemes has been granted to other connected person of the Company.

The following table summarizes the number of underlying A Shares of the outstanding options under the Pre-IPO Share Option and Restricted Share Award Schemes as of the date of this report.

Name of Grantee	Position	Exercise Price (RMB/Share)	Date of Grant	Vesting Period	Total Number of Shares Underlying the Exercised Options	Total Number of A Shares Underlying the Outstanding and Unexercised Options
<b>Directors</b>						
Zuo Conglin	Vice Chairperson of the Board, Executive Director	94.77	July 17, 2020	(Note 4)	96,000	96,000
Gao Dapeng	Executive Director, General Manager, Secretary to the Board, Joint Company Secretary	94.77	July 17, 2020	(Note 4)	30,000	30,000
Sun Yunxia	Executive Director, Vice General Manager	94.77	June 24, 2020	(Note 3)	108,000	108,000
Yao Dalin	Executive Director, Senior Vice General Manager, Chief Scientific Officer	94.77	July 17, 2020	(Note 4)	30,000	30,000
		94.77	July 17, 2020	(Note 4)	30,000	30,000
<b>Subtotal</b>					294,000	294,000
<b>Senior Management</b>						
Gu Jingliang	Vice General Manager, Head of Sales Department	20.13	March 9, 2018	(Note 1)	0	0
Yu Aishui	Chief Financial Officer	94.77	June 24, 2020	(Note 3)	10,000	10,000
		94.77	July 17, 2020	(Note 4)	15,000	15,000
<b>Subtotal</b>					25,000	25,000
<b>Other employees</b>						
		20.13	March 9, 2018	(Note 1)	2,883,829	2,883,829
		34.12	September 9, 2019	(Note 2)		
		94.77	June 24, 2020	(Note 2)		
		94.77	July 17, 2020	(Note 3)		
<b>Total</b>					3,020,829	3,020,829



## Notes:

- (1) This batch of outstanding options under the 2018 Share Option and Restricted Share Award Scheme shall be vested in accordance with the vesting periods as follows: (i) as to 50% of the aggregate number of options between April 19, 2019 and April 18, 2020; (ii) as to 30% of the aggregate number the options between April 19, 2020 and April 18, 2021; and (iii) as to 20% of the aggregate number of options between April 19, 2021 and April 18, 2022.
- (2) This batch of outstanding options under the 2019 Share Option and Restricted Share Award Scheme shall be vested in accordance with the vesting periods as follows: (i) as to 50% of the aggregate number of options between October 14, 2020 and October 13, 2021; (ii) as to 30% of the aggregate number of options between October 14, 2021 and October 13, 2022; and (iii) as to 20% of the aggregate number of options between October 14, 2022 and October 13, 2023.
- (3) This batch of outstanding options under the 2019 Share Option and Restricted Share Award Scheme shall be vested in accordance with the vesting periods as follows: (i) as to 50% of the aggregate number of options between August 11, 2021 and August 10, 2022; and (ii) as to 50% of the aggregate number of options between August 11, 2022 and August 10, 2023.
- (4) This batch of outstanding options under the 2020 Share Option Scheme shall be vested in accordance with the vesting periods as follows: (i) as to 50% of the aggregate number of options on between August 31, 2021 and August 30, 2022; (ii) as to 30% of the aggregate number of options between August 31, 2022 and August 30, 2023; and (iii) as to 20% of the aggregate number of options between August 31, 2023 and August 30, 2024.

The following table summarizes the number of underlying A Shares of the outstanding RSUs under the Pre-IPO Share Option and Restricted Share Award Schemes as of the date of this report.

Name of Grantee	Consideration paid for the grant (RMB per Share)	Number of A Shares underlying the outstanding RSUs granted	Date of Grant	Unlocking Period	Total Number of Shares Underlying the vested RSUs	Total Number of Shares Underlying the outstanding RSUs
<b>Directors</b>						
Zuo Conglin	9.81/	31,976	March 9, 2018	(Note 1)	20,000	31,976
	16.94		September 9, 2019	(Note 2)	30,000	
Gao Dapeng	9.81/	31,976	March 9, 2018	(Note 1)	20,000	31,976
	16.94		September 9, 2019	(Note 2)	30,000	
Sun Yunxia	9.81/	31,976	March 9, 2018	(Note 1)	20,000	31,976
	16.94		September 9, 2019	(Note 2)	30,000	
Yao Dalin	9.81/	31,976	March 9, 2018	(Note 1)	20,000	31,976
	16.94		September 9, 2019	(Note 2)	30,000	
<b>Subtotal</b>		127,904			200,000	127,904
<b>Senior Management</b>						
Gu Jingliang	9.81/	40,390	March 9, 2018	(Note 1)	8,000	40,390
	16.94/		September 9, 2019	(Note 2)	30,000	
	47.39		June 24, 2020	(Note 3)	15,000	
Yu Aishui	47.39	4,000	June 24, 2020	(Note 3)	4,000	4,000
<b>Subtotal</b>		44,390			57,000	44,390
<b>Other employees</b>						
	9.81/	382,302	March 9, 2018	(Note 1)	251,000	382,302
	16.94/		September 9, 2019	(Note 2)	255,000	
	47.39		June 24, 2020	(Note 3)	44,000	
<b>Total</b>		554,596				554,596



## Notes:

- (1) This batch of outstanding RSUs under the 2018 Share Option and Restricted Share Award Scheme shall be unlocked in accordance with the unlocking periods as follows: (i) as to 50% of the aggregate number of RSUs between April 19, 2019 and April 18, 2020; (ii) as to 30% of the aggregate number of RSUs between April 19, 2020 and April 18, 2021; and (iii) as to 20% of the aggregate number of RSUs between April 19, 2021 and April 18, 2022.
- (2) This batch of outstanding RSUs under the 2019 Share Option and Restricted Share Award Scheme shall be unlocked in accordance with the unlocking periods as follows: (i) as to 50% of the aggregate number of RSUs between October 14, 2020 and October 13, 2021; (ii) as to 30% of the aggregate number of RSUs between October 14, 2021 and October 13, 2022; and (iii) as to 20% of the aggregate number of RSUs between October 14, 2022 and October 13, 2023.
- (3) This batch of outstanding RSUs under the 2019 Share Option and Restricted Share Award Scheme shall be unlocked in accordance with the unlocking periods as follows: (i) as to 50% of the aggregate number of RSUs between August 11, 2021 and August 10, 2022; and (ii) as to 50% of the aggregate number of RSUs between August 11, 2022 and August 10, 2023.

## Interests and Short Positions of Directors, Supervisors and Chief Executives in Shares, Underlying Shares and Debentures of the Company or Its Associated Corporations

As at the date of this report, interests or short positions of Directors, Supervisors and chief executive of the Company in the Shares, underlying Shares and debentures of the Company and its associated corporations (within the meaning of Part XV of the SFO), which are registered in the register that the Company must keep in accordance with the section 352 of the Securities and Futures Ordinance; or which shall be separately notified to the Company and the Hong Kong Stock Exchange pursuant to the Model Code for Securities Transactions by Directors of Listed Issuers set out in Appendix 10 to the Listing Rules (the "Model Code"), are as follows:

### INTERESTS IN THE SHARES OF THE COMPANY

Name of Director	Title	Nature of Interest	Class of Shares	Number of Underlying Shares held	Approximate percentage in the relevant class of Shares <sup>(3)</sup>	Approximate percentage in total Shares <sup>(3)</sup>
Ms. Feng <sup>(1)</sup>	Chairperson of the Board,	Beneficial Owner	A Shares	64,073,468 (L) <sup>(2)</sup>	28.17%	23.66%
	Executive Director	Interest of Spouse	A Shares	34,568,986 (L) <sup>(2)</sup>	15.20%	12.76%
Mr. Gu Xiaolei	Non-executive Director	Beneficial Owner	A Shares	16,078,455 (L) <sup>(2)</sup>	7.07%	5.94%
Mr. Zuo Conglin	Executive Director	Beneficial Owner	A Shares	9,996,032 (L) <sup>(2)</sup>	4.39%	3.69%
Ms. Sun Yunxia	Executive Director	Beneficial Owner	A Shares	2,039,716 (L) <sup>(2)</sup>	0.90%	0.75%
Mr. Gao Dapeng	Executive Director, Secretary to the Board, Joint Company Secretary	Beneficial Owner	A Shares	196,176 (L) <sup>(2)</sup>	0.09%	0.07%
Dr. Yao Dalin	Executive Director	Beneficial Owner	A Shares	97,660 (L) <sup>(2)</sup>	0.04%	0.04%

## Notes:

- (1) Mr. Zhou is the spouse of Ms. Feng. Under the SFO, each of Ms. Feng and Mr. Zhou is deemed to be interested in the A Shares that the other person is interested in. Ms. Feng held 64,073,468 of our A Shares, representing 23.66% of our total issued share capital as of the date of this report (without taking into account any A Shares to be issued upon exercise of the share options granted under the Share Option and Restricted Share Award Schemes). Mr. Zhou held 34,568,986 of our A Shares, representing 12.76% of our total issued share capital as of the date of this report (without taking into account any A Shares to be issued upon exercise of the share options granted under the Share Option and Restricted Share Award Schemes). Therefore, Ms. Feng and Mr. Zhou are each deemed to be interested in a total of 98,642,454 of Shares, representing 36.42% of our total issued share capital as of the date of this report (without taking into account any A Shares to be issued upon exercise of the share options granted under the Share Option and Restricted Share Award Schemes).
- (2) The letter “L” denotes the person’s long position in the Shares.
- (3) As of the date of this report, the Company had 270,820,329 issued shares in total, comprised of 227,454,729 A Shares and 43,365,600 H Shares (without taking into account any A Shares to be issued upon exercise of the share options granted under the Share Option and Restricted Share Award Schemes).

Save as disclosed above and in the section headed “Pre-IPO Share Option and Restricted Award Schemes”, so far as the Directors are aware, as at the date of this report, none of our Directors, Supervisors or chief executives has any interest and/or short position in the Shares, underlying Shares and debentures of the Company or our associated corporations (within the meaning of Part XV of the SFO) which will be required to be notified to the Company and the Stock Exchange pursuant to Divisions 7 and 8 of Part XV of the SFO (including interests and short positions which they were taken or deemed to have taken under such provisions of the SFO) or which will be required, pursuant to section 352 of the SFO, to be entered in the register referred to therein, or which will be required, pursuant to the Model Code to be notified to the Company and the Stock Exchange.



## Interests and Short Positions of Substantial Shareholders in the Shares and Underlying Shares of the Company

So far as the Directors or chief executive of the Company are aware, as at the date of this report, the following persons (other than the Directors, Supervisors and chief executive of the Company) had interests and/or short positions in the Shares or underlying Shares which are required to be notified to the Company under Divisions 2 and 3 of Part XV of the SFO, or had interests or short positions in 5% or more of the respective type of Shares which were recorded in the register required to be kept by the Company under section 336 of the SFO:

Name of substantial shareholder	Nature of Interest	Class of Shares	Number of Shares interested	Approximate percentage in the relevant class of Shares <sup>(2)</sup>	Approximate percentage in total Shares <sup>(2)</sup>
Mr. Zhou	Beneficial Owner	A Shares	34,568,986 (L) <sup>(3)</sup>	15.20%	12.76%
			64,073,468 (L) <sup>(3)</sup>	28.17%	23.66%
JPMorgan Chase & Co.	Interests of controlled corporation; Investment manager; Person having a security interest in shares and Approved lending agent	H Shares	4,754,196 (L)	10.96%	1.76%
			9,400 (S)	0.02%	0.00%
			354,696 (P)	0.81%	0.13%
BlackRock, Inc.	Interests of controlled corporation	H Shares	2,540,318 (L)	5.86%	0.94%
UBS Group AG	Interests of controlled corporation	H Shares	2,381,000 (L)	5.50%	0.88%

### Notes:

- (1) (L) – Long Position, (S) – Short Position, (P) – Lending Pool.
- (2) As of the date of this report, the Company had 270,820,329 issued shares in total, comprised of 227,454,729 A Shares and 43,365,600 H Shares (without taking into account any A Shares to be issued upon exercise of the share options granted under the Share Option and Restricted Share Award Schemes).
- (3) Please refer to note (1) in the sub-section above.

## INTERESTS OF SUBSTANTIAL SHAREHOLDERS IN MEMBERS OF THE GROUP (EXCLUDING THE COMPANY)

Name of Subsidiaries	Authorized share capital/Registered capital	Parties with 10% or more equity interest	Approximate percentage of shareholding (%)
Beijing Shikang Qianyan Technology Co., Ltd. (北京視康前沿技術有限公司)	RMB1,000,000	Yao Nin (姚寧)	35
Qichen (Suzhou) Biological Science and Technology Co., Ltd. (蘇州啟辰生物技術有限公司)	RMB10,000,000	Huang Wenjuan (黃雯娟)	45

Except as disclosed in this section, to the best knowledge of the Company, as at the date of this report, no person owns interests and short positions in the Shares and underlying Shares which shall be disclosed in accordance with Divisions 2 and 3 of Part XV of the SFO, or interests or short positions in 5% or above of relevant class of Shares that the Company must record in the register according to section 336 of the SFO.

## Arrangements for Purchase of Shares or Debentures

Save as disclosed in the annual report, none of the Company, its holding company or any of its subsidiaries has entered into any arrangement during the Reporting Period and up to the date of this report, so that the Directors would benefit from the purchase of Shares or debt securities (including debentures) of the Company or any other body corporate.

## Key Relationship with Stakeholders

### RELATIONSHIP WITH OUR CUSTOMERS

Our primary customers consist of pharmaceutical and biotechnology companies, including Chinese and global blue-chip pharmaceutical companies and small-to-medium-sized biotechnology companies. For the year ended December 31, 2020, we served approximately 520 customers. We have also provided services to a growing number of innovative biotechnology companies.



We procured the majority of our non-human primate research models from quality third-party suppliers during the Reporting Period. As we enter into long-term purchase contracts with some of our suppliers of non-human primate research models, coupled with our bargaining power arising from our large volume of purchase and our long-term relationships with such suppliers, we had been able to obtain a sufficient supply of non-human primate research models at reasonable prices and had not experienced any major shortages that materially and adversely affected our operations during the Reporting Period.

Substantially all of our other research models, primarily consisted of rodent research models, used in our non-clinical studies were purchased from third-party suppliers as required by some of our customers to meet their specifications, as well as to ensure the consistent quality and stable supply of a large amount of research models required for our non-clinical studies in a cost-effective manner. Those research models are generally readily available from various suppliers in China in varieties and quantities adequate to meet our needs for our non-clinical studies.

None of our Directors, their respective associates, or Shareholders who own 5% or more of our issued share capital had any interest in any of our five largest suppliers during the Reporting Period. During the Reporting Period, none of our major suppliers was also our customer.

We select our suppliers based on a variety of factors, including their qualification, reputation, pricing, and overall services. We perform thorough due diligence on our suppliers, regularly monitor and review their performance and conduct on-site inspections.

As of the date of this report, we did not have any material disputes with our suppliers or experience any material breach of our supply agreements. We had not experienced any material shortages of our supplies during the Reporting Period. To the best of our knowledge, as of the date of this report, there was no information or arrangement that would lead to termination of our relationships with any of our major suppliers.

#### **RELATIONSHIP WITH OUR EMPLOYEES**

As of December 31, 2020, we had a total of 1,483 employees most of whom are based in our facilities in China. Our U.S. employees were primarily employed by Biomere which we acquired in late 2019.

In compliance with applicable labor laws, we enter into individual employment contracts with our employees covering matters such as wages, bonuses, employee benefits, workplace safety, confidentiality obligations, non-competition and grounds for termination. These employment contracts typically have terms of three years. We also make contributions to social insurance funds for our Chinese employees in the PRC, including basic pension insurance, medical insurance, unemployment insurance, maternity insurance, work-related injury insurance funds, and housing provident fund.



We recruit, train and retain talented employees through our talent program which is designed to motivate highly

## INFORMATION ON TAX REDUCTION AND EXEMPTION FOR HOLDERS OF H Shares

### INDIVIDUAL INVESTORS

According to the Notice on the Management of Personal Income Tax Imposed after the Abolition of Guo Shui Fa [1993] No. 045 Document issued by the State Administration of Taxation (Guo Shui Han [2011] No. 348) (《國家稅務總局關於國稅發[1993]045號文件廢止後有關個人所得稅徵管問題的通知》(國稅函[2011]348號)), the dividends and bonuses received by foreign resident individual shareholders from the issuance of shares in Hong Kong by domestic non-foreign invested enterprises is subject to the payment of individual income tax according to the items of "interests, dividend and bonus income", which shall be withheld and paid on behalf of the shareholders by the withholding and payment agents. The foreign resident individual shareholders who hold the shares issued by domestic non-foreign invested enterprises in Hong Kong are entitled to the relevant preferential tax treatment pursuant to the provisions in the tax agreements signed between the countries where they reside and China and the tax arrangements between mainland and Hong Kong (Macau). The tax rate for dividends under the relevant tax agreements and tax arrangements is generally 10%, and for the purpose of simplifying tax administration management, domestic non-foreign invested enterprises issuing shares in Hong Kong may, when distributing dividends and bonuses, generally withhold and pay individual income tax at the rate of 10%, and are not obligated to file an application. If the tax rate for dividends is not equal to 10%, the following provisions shall apply: (1) for citizens from countries which have entered into tax agreements stipulating a tax rate of lower than 10%, the withholding and payment agents will file applications on their behalf to seek entitlement of the relevant agreed preferential treatments, and upon review and approval by the tax authorities, the excess tax amounts withheld and paid will be refunded; (2) for citizens from countries which have entered into tax agreements stipulating a tax rate of higher than 10% but lower than 20%, the withholding and payment agents will withhold and pay the

individual income tax at the agreed-upon effective tax rate when distributing dividends, and are not obligated to file an application; (3) for citizens from countries without tax agreements or are under other situations, the withholding and payment agents will withhold and pay the individual income tax at a tax rate of 20% when distributing dividends and bonuses.

According to the Arrangement between the Mainland of China and the Hong Kong Special Administrative Region for the Avoidance of Double Taxation and the Prevention of Fiscal Evasion with Respect to Taxes on Income (Guo Shui Han [2006] No. 884) (《內地和香港特別行政區關於對所得避免雙重徵稅和防止偷漏稅的安排》(國稅函[2006]884號)) signed on 21 August 2006, the Chinese government may impose tax on dividends payable by the Chinese companies to Hong Kong residents, but the tax should not exceed 10% of the total dividend payable, if Hong Kong residents hold at least 25% equity interest in the Chinese company, the relevant tax shall not exceed 5% of the total dividend payable by the Chinese company.

### ENTERPRISES

According to the Enterprise Income Tax law of the People's Republic of China (《中華人民共和國企業所得稅法》) and the Regulations on the Implementation of the Enterprise Income Tax Law of the People's Republic of China (《中華人民共和國企業所得稅法實施條例》) effective on 1 January 2008, if non-resident enterprises establish no organizations and sites within the territory of China, or though they have established certain organizations and sites but the dividends and bonuses received have actually not correlated to the organizations and sites established, such enterprises shall pay the enterprise income tax at the rate of 10% of its income from the Chinese territory. Such withholding tax may be reduced pursuant to applicable treaties for the avoidance of double taxation.



According to the Notice on the Withholding and Payment of Enterprise Income Tax on the Dividends Distributed by the Chinese Resident Enterprise to Foreign H Share Non-resident Enterprise Shareholders (Guo Shui Han [2008] No. 897) (《關於中國居民企業向境外H股非居民企業股東派發股利代扣代繳企業所得稅有關問題的通知》(國稅函[2008]897號)) issued by the State Administration of Taxation and effective on 6 November 2008, when the Chinese resident enterprises distribute dividends of 2008 and subsequent years to foreign H Share non-resident enterprise shareholders, they shall withhold and pay on behalf of the shareholders the enterprise income tax at the unified rate of 10%. Such withholding tax may be reduced pursuant to applicable treaties for the avoidance of double taxation.

Pursuant to the provisions in the Notice on Tax Policies Regarding Shanghai-Hong Kong Stock Connect Pilot Programs (Cai Shui [2014] No. 81) (《關於滬港股票市場交易互聯互通機制試點有關稅收政策的通知》(財稅[2014]81號)) issued by the Ministry of Finance, the State Administration of Taxation and CSRC, for the dividends and bonuses obtained by mainland individual investors from investing in H Shares listed in Stock Exchange through Shanghai-Hong Kong Stock Connect, such H Share companies shall withhold individual income tax at the tax rate of 20%. For the dividends and bonuses obtained by mainland securities investment funds from investing in shares listed in Stock Exchange through Shanghai-Hong Kong Stock Connect, the individual income tax will be levied pursuant to the provisions mentioned

above. For the dividends and bonuses obtained by mainland enterprise investors from investing in shares listed in Stock Exchange through Shanghai-Hong Kong Stock Connect, such H Share companies shall not withhold any income taxes on the dividends and bonuses, as the income taxes shall be reported and paid by the investing enterprises on their own. Meanwhile, for the dividends and bonuses obtained by mainland resident enterprises from holding relevant H Shares for consecutive 12 months, the corporate income taxes shall be exempted according to laws.

Pursuant to the current practices of Inland Revenue Department of Hong Kong, no taxes shall be paid for the dividends distributed by the Company.

The shareholders of the Company shall pay the relevant taxes and/or be entitled to tax reduction and exemption pursuant to the above provisions.

## Employees

The Group had 1,483 employees as at December 31, 2020. The Group enters into employment contracts with its employees to cover matters such as wages, benefits, and grounds for termination.

Remuneration of the Group's employees includes salary, bonus and allowance elements. The compensation programs are designed to remunerate the employees based on their performance, measured against specified objective criteria. We also provide our employees with welfare benefits in accordance with applicable regulations and our internal policies. We provide periodic training to our employees in order to improve their quality, skills and knowledge, including introductory training for new employees, technical training, professional and management training and health and safety training, as well as extensive training to our sales and marketing team. The Group also has in place incentive schemes for its employees, the details of which are set out in the section headed "Pre-IPO Share Option and Restricted Share Award Schemes".

## Retirement Benefits Scheme

The employees of the Group's subsidiaries in the PRC are required to contribute a certain percentage of their payroll to the retirement benefits schemes to fund the benefits. The only obligation of the Group with respect to this retirement benefits schemes is to make the specified contributions.

During the Reporting Period, no forfeited contributions had been used by the Group to reduce the existing level of contributions.

## Related Party Transactions

Details of the related party transactions of the Group for the Reporting Period are set out in note 36 to the consolidated financial statements contained herein.

We have entered into, and are expected to continue certain transactions, which will constitute non-exempt continuing connected transactions under the Listing Rules. Our Company has applied to the Hong Kong Stock Exchange for, and the Hong Kong Stock Exchange has granted, a waiver under Rule 14A.105 of the Listing Rules from strict compliance with the announcement, circular and independent shareholders' approval requirements as applicable in respect of the non-exempt continuing connected transactions, for the two years ending December 31, 2022. Details of any related party transactions which also constitute connected transactions or continuing connected transactions not fully exempted under Rule 14A.73 of the Listing Rules are disclosed below.

## Connected and Continuing Connected Transactions

The following transactions constitute continuing connected transactions of the Company under Rule 14A.31 of the Listing Rules and are required to be disclosed in this annual report in accordance with Rule 14A.71 of the Listing Rules. The Company confirmed that it had complied with the disclosure requirements in accordance with Chapter 14A of the Listing Rules, as below.

### 1. Biorichland Lease Agreement

On February 9, 2021, JOINN Laboratories (CA), our wholly owned subsidiary entered into a lease agreement (the "**Biorichland Lease Agreement**") with Biorichland LLC ("**Biorichland**"), a limited liability company incorporated under the laws of California, the United States, and wholly-owned by Mr. Zhou Fengyuan, the son of Ms. Feng and Mr. Zhou, our Controlling Shareholders. The Biorichland Lease Agreement commenced on the Listing Date and will end on December 31, 2022.





Sales of the Research Models under the Staidson Sales Framework Agreement will be made pursuant to an individual sales agreement for each actual order

party	customersAnnua099988889mework8AgreemResearch	MoA.037	Ttransactionuamou
-------	--	---------	-------------------







## Corporate Governance Report

The Board of the Company is pleased to present this corporate governance report in this annual report (the “Corporate Governance Report”).

### Corporate Governance Practices

The Board of the Company is committed to achieving good corporate governance standards.

The Board believes that good corporate governance standards are essential in providing a framework for the Company to safeguard the interests of shareholders, enhance corporate value, formulate its business strategies and policies, and enhance its transparency and accountability.

The Company’s corporate governance practices are based on the principles as set out in the CG Code contained in Appendix 14 to the Listing Rules.

The Board is of the view that throughout the Relevant Period, the Company has complied with all the code provisions as set out in the CG Code.

### Directors’ Securities Transactions

The Company has adopted the Model Code for Securities Transactions by Directors of Listed Issuers set out in Appendix 10 to the Listing Rules (the “Model Code”). Having made specific enquiry by the Company, all Directors, Supervisors and members of senior management of the Group have confirmed that they have complied with the required standard set out in the Model Code throughout the Relevant Period. The Company continues and will continue to ensure the compliance with the corresponding provisions set out in the Model Code.

The Company has also established written guidelines (the “Employees Written Guidelines”) no less exacting than the Model Code for securities transactions by employees who are likely to be in possession of unpublished price-sensitive information of the Company. No incident of non-compliance of the Employees Written Guidelines by the employees was noted by the Company.

### Board of Directors

The Company is headed by an effective Board which oversees the Group’s businesses, strategic decisions and performance and takes decisions objectively in the best interests of the Company.

The Board should regularly review the contribution required from a Director to perform his or her responsibilities to the Company, and whether the Director is spending sufficient time performing them.

## BOARD COMPOSITION

The Board comprised 10 Directors, consisting of 5 executive Directors, 1 non-executive Director and 4 independent non-executive Directors as follows:

### Executive Directors

Ms. Feng Yuxia (馮宇霞) ( )  
Mr. Zuo Conglin (左從林) ( )  
Mr. Gao Dapeng (高大鵬) ( )  
Ms. Sun Yunxia (孫雲霞) ( )  
Dr. Yao Dalin (姚大林) ( )

### Non-executive Director

Mr. Gu Xiaolei (顧曉磊)

### Independent Non-executive Directors

Mr. Sun Mingcheng (孫明成)  
Dr. Zhai Yonggong (翟永功)  
Mr. Ou Xiaojie (歐小傑)  
Mr. Zhang Fan (張帆)

The biographical information of the Directors are set out in the section headed "Biographies of Directors, Supervisors and Senior Management" of this annual report and the relationships between the Directors are disclosed in the respective Director's biography.

Except for the relationships between the Directors set forth in the respective Director's biography under the section headed "Biographies of Directors, Supervisors and Senior Management", the Directors do not have financial, business, family or other material/relevant relationships with one another.

## CHAIRPERSON AND CHIEF EXECUTIVE OFFICER

Code provision A.2.1 stipulates that the roles of Chairperson and Chief Executive should be separate and should not be performed by the same individual.

The Chairperson of the Board is Ms. Feng Yuxia. The Company does not maintain the office of chief executive officer. Instead, the general manager, Mr. Gao Dapeng, is responsible for the day-to-day management of the Company. The division of responsibilities between the Chairperson of the Board and the general manager has been clearly established.



The Company has arranged appropriate insurance coverage on Directors' and officers' liabilities in respect of any legal actions taken against Directors and senior management arising out of corporate activities.

The management of our Company is responsible for daily management, administration and operation of the Group. It oversees the production, operation and management of our Company, organising and implementing the resolutions of the Board and other duties specified in the Articles of Association. The Board shall discuss the authorization function and duty periodically. Management shall obtain approval from the Board before any significant transaction is entered into.

### **DIRECTORS' RESPONSIBILITIES FOR FINANCIAL REPORTING**

The Directors acknowledge their responsibility for preparing the financial statements of the Company for the year ended December 31, 2020.

The management has provided sufficient explanation and information to the Board as necessary to enable the Board to carry out an informed assessment of the financial information and position of the Company in order to put forward such information to the Board for approval.

The Directors are not aware of any material uncertainties relating to events or conditions that may cast significant doubt upon the Company's ability to continue as a going concern.

The statement of the independent auditors of the Company about their reporting responsibilities on the financial statements is set out in the Independent Auditors' Report on pages 82 to 89.

### **CONTINUOUS PROFESSIONAL DEVELOPMENT OF DIRECTORS**

Directors shall keep abreast of regulatory developments and changes in order to effectively perform their responsibilities and to ensure that their contribution to the Board remains informed and relevant.

Every newly appointed Director has received formal, comprehensive and tailored induction on the first occasion of his/her appointment to ensure appropriate understanding of the business and operations of the Company and full awareness of Director's responsibilities and obligations under the Listing Rules and relevant statutory requirements.

Directors should participate in appropriate continuous professional development to develop and refresh their knowledge and skills. Internally-facilitated briefings for Directors would be arranged and reading material on relevant topics would be provided to Directors where appropriate. All Directors are encouraged to attend relevant training courses at the Company's expenses.



The record of continuous professional development relating to director’s duties and regulatory and business development that have been received by the Directors during the Reporting Period and up to the date of this report is summarized as follows:

Directors	Type of Training <sup>Note</sup>
-----------	----------------------------------

1 2 3 4 5 6 7 8 9 10

## BOARD DIVERSITY POLICY

The Board has adopted a board diversity policy (the "Board Diversity Policy") in order to enhance the effectiveness of the Board and to maintain high standard of corporate governance. The Board Diversity Policy sets out the criteria in selecting candidates to the Company's Board, including but not limited to gender, age, cultural and educational background and professional experience. The ultimate decision will be based on merit and contribution that the selected candidates will bring to the Board.

Our Directors have a balanced mix of gender, knowledge and skills, including knowledge and experience in the areas of business management, medical clinical research, scientific research, financial management and accounting. They obtained degrees in various areas including medicine, pharmacology, engineering and business administration. The Board Diversity Policy is well implemented as evidenced by the fact that there are two female and eight male Directors with experience from different industries and sectors. The Directors are of the view that our Board satisfies the Board Diversity Policy.

The Nomination Committee is responsible for reviewing the diversity of the Board. Since the listing of the shares of the Company, the Nomination Committee will monitor and evaluate the implementation of the Board Diversity Policy from time to time to ensure its continued effectiveness.

## NOMINATION POLICY

The primary duties of the Nomination Committee include, without limitation, reviewing the structure, size and composition of the Board, assessing the independence of independent non-executive Directors and making recommendations to the Board of Directors on matters relating to the appointment of Directors.

The Company has adopted a nomination policy for Directors which sets out the objectives, selection criteria and nomination procedures for identifying and recommending candidates for appointment or reappointment of Directors.

During the Relevant Period, there was no change in the composition of the Board.

## Board Committees

The Board has established 4 committees, namely, the Audit Committee, the Remuneration and Evaluation Committee, the Nomination Committee and the Strategic Development Committee, for overseeing particular aspects of the Company's affairs.


All Board committees of the Company are established with specific written terms of reference which deal clearly with their authority and duties. The terms of reference of the Board committees are posted on the Company's website and the Stock Exchange's website and are available to shareholders upon request.



The main duties of the Remuneration and Evaluation Committee include but are not limited to:

- formulating remuneration plans or schemes based on the main scope, responsibilities and importance of the management positions of the Directors and senior management, and the remuneration levels of similar positions in other enterprises; the remuneration plans or schemes mainly include but not limited to performance evaluation criteria and procedures, the main evaluation system, and the principal plan and system regarding incentive and penalty;
- reviewing and approving the management's proposal on remuneration based on the corporate goals and objectives set by the Board;
- making recommendations to the Board on the overall performance evaluation and remuneration policy and structure of the Company's Directors and senior management, and on the establishment of a formal and transparent procedure for developing remuneration policy;
- determining, with delegated responsibility of the Board, the remuneration packages of individual executive Directors and senior management or making recommendations to the Board for the remuneration package of individual executive Directors and senior management, including benefits in kind, pension rights and compensation payments (including any compensation payable for loss or termination of their office or appointment);
- making recommendations to the Board on the remuneration of non-executive Directors;
- considering the remuneration package, time commitment, scope of responsibility of similar companies and other employment terms of other positions within the Group;
- reviewing and approving the compensation payable due to executive Directors and senior management for any loss or termination of office or appointment, so as to ensure that such compensation is consistent with the contractual terms; if such compensation is not consistent with the contractual terms, ensuring that it is fair, reasonable and not excessive;
- reviewing and approving compensation arrangements relating to the dismissal or removal of Directors for misconduct or the like, so as to ensure that such arrangements are consistent with the contractual terms; if such compensation is not consistent with the contractual terms, ensuring that it is reasonable and appropriate;
- ensuring that no Director or any of his/her associates is involved in the determination of his/her remuneration;
- reviewing the performance of duties by the Directors (non-independent directors) and senior management of the Company and conducting the annual performance evaluation on them;
- supervising the implementation of the Company's remuneration and evaluation system; and
- other matters as authorized by the Board.

The Remuneration and Evaluation Committee held 3 meetings to review and make recommendation to the Board on the remuneration policy and structure of the Company and the remuneration packages of the Directors and senior management and other related matters during the Reporting Period.



The attendance records of the Remuneration and Evaluation Committee are set out under “Attendance Records of Directors and Committee Members”.

Details of the remuneration of the Directors and Supervisors are set out in note 8 and note 9 in the Notes to the Financial Statements for the year ended December 31, 2020.

Details of the remuneration of the senior management of the Company (who are not the Directors and Supervisors) by band during the Reporting Period are set out in the Report of Directors on page 41.

### **NOMINATION COMMITTEE**

The Nomination Committee consists of one executive Director, namely Ms. Feng Yuxia, and two independent non-executive Directors, namely Dr. Zhai Yonggong and Mr. Ou Xiaojie. Dr. Zhai Yonggong is the chairperson of the Nomination Committee.

The terms of reference of the Nomination Committee are of no less exacting terms than those set out in the CG Code.

The main duties of the Nomination Committee include but are not limited to:

- reviewing the structure, size and composition (including skills, knowledge and experience) of the Board at least once a year and making recommendations to the Board on the size and composition of the Board based on the Company’s operating activities, asset size and equity structure; when considering the composition of the members of the Board, ensuring the balance between executive and non-executive Directors (including independent directors) and considering from multiple aspects of the diversity of the members of the Board, including but not limited to their gender, age, cultural and educational background and professional experience; and formulating and reviewing the Board diversity policy;
- studying the selection criteria and procedures for Directors and managers and making recommendations to the Board;
- extensively identifying candidates who are qualified to act as Directors and managers, and selecting and nominating relevant persons to act as Directors or offering advice to the Board;
- examining and making recommendations in relation to the candidates for the roles of Directors (including independent non-executive Directors) and managers;
- examining and making recommendations in relation to other senior management who shall be reported to the Board for appointment;
- making recommendations to the Board on the appointment or re-appointment of Directors and succession planning for Directors (in particular, the chairman) and the general manager;
- evaluating the independence of the independent non-executive Directors; and
- other matters as authorized by the Board.

In assessing the Board composition, the Nomination Committee would take into account various aspects as well as factors concerning Board diversity as set out in the Company’s Board Diversity Policy, including but not limited to gender, age, race, language, cultural background, educational background, industry experience and professional experience. The Nomination Committee would discuss and agree on measurable objectives for achieving diversity on the Board, where necessary, and recommend them to the Board for adoption.

In identifying and selecting suitable candidates for directorships, the Nomination Committee would consider the candidate's character, qualifications, experience, independence, time commitment and other relevant criteria necessary to complement the corporate strategy and achieve Board diversity, where appropriate, before making recommendation to the Board.

The Nomination Committee held 2 meetings to review the structure, size and composition of the Board and the independence of the independent non-executive Directors. The Nomination Committee considered an appropriate balance of diversity perspectives of the Board is maintained and has not set any measurable objective implementing the Board diversity policy during the Reporting Period.

The attendance records of the Nomination Committee are set out under "Attendance Record of Directors and Committee Members".

### STRATEGIC DEVELOPMENT COMMITTEE

The Strategic Development Committee consists of three executive Directors, namely Ms. Feng Yuxia, Mr. Zuo Congling and Ms. Sun Yunxia, one non-executive Director, namely Mr. Gu Xiaolei, and one independent non-executive Director, namely Mr. Ou Xiaojie. Ms Feng Yuxia is the chairperson of the Strategic Development Committee.

The terms of reference of the Strategic Development Committee are in compliance with the relevant laws and regulations of the PRC.

The main duties of the Strategic Development Committee include but are not limited to:

- researching and making recommendations on the long-term development strategic plans of the Company;
- researching and making recommendations on major investment and financing schemes which require the approval of the Board as stipulated in the Articles of Association or authorized at the general meeting;
- researching and making recommendations on major capital operations and asset operation projects which require the approval of the Board as stipulated in the Articles of Association or authorized at the general meeting;
- researching and making recommendations on other major issues affecting the development of the Company;
- checking the implementation of the above matters; and
- dealing with other matters authorized by the Board.

The Strategic Development Committee held 1 meeting to study and advise on the long-term strategy and major investments and financing plans of our Group during the Reporting Period.

The attendance records of the Strategic Development Committee are set out under "Attendance Record of Directors and Committee Members".



## CORPORATE GOVERNANCE FUNCTIONS

The Board is responsible for performing the functions set out in the code provision D.3.1 of the CG Code.

During the Relevant Period, the Board had reviewed the Company's corporate governance policies and practices, training and continuous professional development of Directors and senior management, the Company's policies and practices on compliance with legal and regulatory requirements, the compliance of the Model Code and Employee Written Guidelines, and the Company's compliance with the CG Code and disclosure in this Corporate Governance Report.

## Attendance Records of Directors and Committee Members

The attendance record of each Director during their tenure of office at the Board and Board Committee meetings and the general meetings of the Company held during the Reporting Period is set out in the table below:

Name of Director	Attendance/Number of Meetings						
	Board	Audit Committee	Remuneration and Evaluation Committee	Nomination Committee	Strategic Development Committee	Annual General Meeting	Other General Meetings
Ms. Feng Yuxia <sup>(Note)</sup>	9/9	4/4	N/A	2/2	1/1	1/1	4/4
Mr. Zuo Conglin	9/9	N/A	3/3	N/A	1/1	1/1	1/4
Mr. Gao Dapeng	9/9	N/A	N/A	N/A	N/A	1/1	4/4
Ms. Sun Yunxia	9/9	N/A	N/A	N/A	1/1	1/1	1/4
Dr. Yao Dalin	9/9	N/A	N/A	N/A	N/A	Nil	1/4
Mr. Gu Xiaolei	9/9	N/A	N/A	N/A	1/1	Nil	1/4
Mr. Sun Mingcheng	9/9	4/4	3/3	N/A	N/A	Nil	1/4
Dr. Zhai Yonggong	9/9	4/4	N/A	2/2	N/A	Nil	1/4
Mr. Ou Xiaojie	9/9	N/A	3/3	2/2	1/1	1/1	1/4
Mr. Zhang Fan <sup>(Note)</sup>	N/A	N/A	N/A	N/A	N/A	N/A	N/A

Note: Since Mr. Zhang was appointed as an independent non-executive Director of our Company and as a member of the Audit Committee to replace Ms. Feng with effect from the Listing Date, he did not attend any Board and Board Committee meetings or general meetings of the Company held during the Reporting Period.

According to code provision A.1.1 of the CG Code, board meetings should be held at least four times a year at approximately quarterly intervals with active participation, either in person or through electronic means of communication, of the majority of the Directors. According to code provision A.2.7 of the CG Code, the chairperson should at least annually hold meetings with the independent non-executive directors without the presence of other directors.

Since the H Shares were listed on the Main Board of the Hong Kong Stock Exchange on February 26, 2021, only one Board meeting was held on March 29, 2021, which was attended by all members of the Board, to consider and approve the audited final results for the year ended December 31, 2020 of the Group and no general meeting or meeting among the chairperson and independent non-executive Directors were held, during the period from the Listing Date and up to the date of this report. The Company expects to convene at least four regular board meetings in each financial year at approximately quarterly intervals in accordance with code provision A.1.1 of the CG Code.

## RISK MANAGEMENT AND INTERNAL CONTROLS

### 1. Risk Management

Details of the risk management of the Company are set out in “Management Discussion and Analysis – IV. Risk Management” of this report.

### 2. Establishment of the Internal Control System

The Board has established the internal control system, and monitored and reviewed on an annual basis in compliance with Paragraph C.2 of the CG Code. The Board acknowledges that it is responsible for the risk management and internal control systems and reviewing their effectiveness. Such system is designed to manage rather to eliminate the risk of failure to achieve business objectives, and can only provide reasonable and not absolute assurance against material misstatement or loss.

### 3. Main Features of the Internal Control System and Process Used to Review the Effectiveness of the Internal Control System and Rectify Defects

Below is a summary of the internal control policies, measures and procedures our Company has implemented:

- Financial reporting risk management – the Company maintain a set of accounting policies in connection with its financial reporting risk management, such as financial reporting management policies, budget management policies, wealth management products investment policies, financial statements preparation policies and finance department and staff management policies. The Company has various procedures and IT systems to implement its accounting policies, and its finance department reviews its management accounts accordingly.
- Human resource risk management – the Company has set a number of standard operation procedures for human resource management in China and overseas, including the recruiting management policy, personnel records management policy, probation and employment policy, labor contract management policy, social insurance and housing provident fund management policy, training management policy, termination and resignation management policy, and attendance and vacation policy. These procedures aim to mitigate the Company’s risks in insufficient recruitment, staff attrition, non-compliance with labor regulations, employee information management and others.
- The Board has delegated the Audit Committee chaired by Mr. Sun Mingcheng, with the responsibility to oversee the risk management and internal control systems of the Company on an on-going basis and to review the effectiveness of the systems annually in compliance with Paragraph C.2 of the CG Code. The review covers all material controls, including financial, operational and compliance controls. The duties of the Audit Committee shall include: (i) to supervise and evaluate the work of external auditors; (ii) to guide the internal audit work; (iii) to review and issue opinions on the financial reports of the Company; (iv) to evaluate the effectiveness of internal control; (v) to facilitate communications between the management, the internal audit department and relevant departments of the Company and external auditors; and (vi) other matters authorized by the Board and other matters prescribed in relevant laws and regulations.
- Our Directors, who are responsible for monitoring the corporate governance of our Group, with assistance from our legal advisors, periodically reviews our compliance status with all relevant laws and regulations after the Listing.



- The Company has engaged an internal control consultant to issue a long form report in connection with the internal control over financial reporting of the Company and its major operating subsidiaries and to report factual findings on the Company's entity-level controls and internal controls of various processes, including control environment, risk assessment, control activities, information and communication, monitoring activities, sales and receivables management, purchases and payment management, inventory management, production management, R&D management, human resources and remuneration management, treasury management, fix assets and intangible asset management, reporting and disclosure, tax, insurance, contract management and information system management.
- The Company has engaged Anglo Chinese Corporate Finance, Limited as its compliance adviser to provide advice to its Directors and management team until the end of the first fiscal year after the Listing regarding matters relating to the Listing Rules. The Company's compliance adviser is expected to ensure the use of funding complies with the disclosure in the prospectus, as well as to provide support and advice regarding requirements of relevant regulatory authorities in a timely fashion.
- The Company will also consult its PRC legal counsel on a regular basis for advice on relevant PRC laws and regulations to increase compliance awareness and to keep it abreast of relevant regulatory developments.
- The Company has implemented a policy on the payment of social insurance and housing provident fund contribution for employees in compliance with relevant PRC laws and regulations.
- The Company has put a policy in place pursuant to which the Controlling Shareholders (i) shall support the Company's business and operations, and shall not compete with the Company in terms of business scope and nature, target customers and alternative products; (ii) shall support the Company's independent decision-making regarding its business and operations, internal management, outbound investment and external guarantees; and (iii) shall not take for themselves any business opportunity that could benefit the Company by leveraging their controlling position.
- Under the Company's risk management and internal control structure, the management is responsible for the design, implementation and maintenance of risk management and internal control systems to ensure, amongst others, (i) appropriate policies and control procedures have been designed and established to safeguard the Company's assets against improper use or disposal; (ii) relevant laws, rules and regulations are adhered to and complied with; and (iii) that reliable financial and accounting records are maintained in accordance with relevant accounting standards and regulatory reporting requirements. During the Reporting Period, major works performed by the management in relation to risk management and internal control included the following:
  - each major operation unit or department was responsible for daily risk management activities, including identifying major risks that may impact on the Company's performance; assessing and evaluating the identified risks according their likely impacts and the likelihood of occurrence; formulating and implementing measures, controls and response plans to manage and mitigate such risks;
  - the management, together with the controller's department, monitored and reviewed the risk management and internal control systems on an ongoing basis and reported to the Audit Committee regarding the status of the systems;

- the management periodically followed up and reviewed the implementation of the measures, controls and response plans to major risks identified in order to make sure that sufficient attention, monitor and responses were paid to all major risks identified;
- the management reviewed the risk management and internal control systems periodically to identify process and control deficiencies, and designed and implemented corrective actions to address such deficiencies; and
- the management ensured appropriate procedures and measures such as safeguarding assets against unauthorized use or disposition, controlling capital expenditure, maintaining proper accounting records and ensuring the reliability of financial information used for business and publications, etc. were in place.

#### **4. Procedures and Internal Controls for Processing and Releasing Inside Information**

With approval from the Board and pursuant to the requirements of domestic and foreign laws and regulations, Listing Rules and Articles of Association as well as the practical conditions of our Company, our Company has formulated a policy on information disclosure management to determine the division of duties and responsibilities on information disclosure, the procedures for processing and releasing inside information and other information required to be disclosed. Pursuant to this system, our Company must, as soon as any inside information comes to its knowledge or a false market may be established, disclose the information to the public to the reasonable and practicable extent.

During the Reporting Period, our Company has truthfully, accurately, legally and timely disclosed information in strict compliance with the requirements of domestic and foreign laws and regulations, the Listing Rules, the Articles of Association and the policy on information disclosure management of our Company without any false statements, misleading statements or material omissions, to ensure investors will be able to receive the disclosed information fairly, timely and effectively.

#### **5. Appraisal of Internal Control**

The Board and the management of our Company are jointly responsible for the establishment, the effective implementation and improvement of a sound internal control system. The objectives of internal control of our Company are: guaranteeing the legality of operations of our Company and the execution of internal regulatory system, protecting against operational risk and moral risk, securing the safety and completeness of the assets of the clients and our Company, ensuring the reliability, completeness and timeliness of the business records, financial information and other information of our Company and improving the operational efficiency and effectiveness of our Company.

As internal control has inherent restrictions, we can only reasonably guarantee that the above objectives may be achieved. Furthermore, the effectiveness of internal control may also change according to our Company's internal and external environment and operating conditions. Our Company has set up an inspection and supervision mechanism through which our Company can take measures to rectify deficiencies in the internal control once identified.

During the Reporting Period, the Group was not aware of any material defect in internal control of the Group. The Board is of the view that the Group has established an effective internal control system, which achieves our objectives of internal control and is free of material defect and significant defect.



Pursuant to Article 73 of the Articles of Association, the board of Supervisors has the right to propose in writing to the Board to convene an extraordinary general meeting of Shareholders. The Board shall, in accordance with laws, administrative regulations, the listing rules of the stock exchange where the Company's shares are listed, and the provisions of this Articles of Association, provide written feedback on whether or not it agrees to convene an extraordinary general meeting within 10 days after receiving the proposal.

If the Board agrees to convene an extraordinary general meeting of Shareholders, a notice of convening the general meeting of Shareholders shall be issued within 5 days after the resolution of the Board is made. Any changes to the original proposal in the notice shall be approved by the Board.

If the Board does not agree, or fails to provide feedback within 10 days after receiving the proposal, it is deemed that the Board cannot perform or fails to perform its duties of convening the general meeting of Shareholders, and the board of Supervisors may convene and preside over it by itself.


Pursuant to Article 74 of the Articles of Association, Shareholders who individually or collectively hold more than 10% of the voting Shares at the proposed meeting have the right to request in writing the Board to convene an extraordinary general meeting of Shareholders or a class Shareholders' meeting, in which they should also list the topic of the meeting. The Board shall, in accordance with the laws, administrative regulations, the listing rules of the stock exchange where the Company's shares are listed, and the provisions of this Articles of Association, provide written feedback on whether or not to agree to convene an extraordinary general meeting of Shareholders or a class Shareholders' meeting within 10 days after receiving the written request.

If the Board agrees to convene an extraordinary general meeting of Shareholders or a class Shareholders' meeting, it shall issue a notice of convening within 5 days after the resolution of the Board is made. Any changes to the original request in the notice shall obtain the approval of the relevant Shareholders.

If the Board does not agree, or fails to provide feedback within 10 days after receiving the request, Shareholders who individually or collectively hold more than 10% of the voting Shares at the proposed meeting shall have the right to propose to the board of Supervisors, in writing, to convene an extraordinary general meeting of Shareholders or a class Shareholders' meeting.

If the board of Supervisors agrees to convene an extraordinary general meeting of Shareholders or a class Shareholders' meeting, it shall issue a notice of convening within 5 days of receiving the request. Changes to the original proposal in the notice shall obtain the approval of the relevant Shareholders.

If the board of Supervisors fails to issue a notice of a general meeting of Shareholders or a class Shareholders meeting within the prescribed time limit, it shall be deemed that the board of Supervisors does not convene and preside over the general meeting of Shareholders or class Shareholders meeting, and Shareholders holding individually or collectively more than 10% of the Shares that have voting rights at the proposed meeting for more than 90 consecutive days can convene and preside over relevant general meetings by themselves.



### **PUTTING FORWARD PROPOSALS AT GENERAL MEETINGS**

When the Company convenes a general meeting of shareholders, the Board, Supervisors and Shareholders who individually or collectively hold more than 3% of the Company's Shares have the right to make proposals to the Company.

Shareholders who individually or collectively hold more than 3% of the Company's Shares may submit an interim proposal 10 days before the general meeting of Shareholders to the convener in writing. The convener shall issue a supplementary notice of the general meeting of Shareholders within 2 days after receiving the proposal to announce the content of the temporary proposal. The content of the interim proposal should fall within the scope of the Shareholders' general meeting, and have clear topics and specific resolutions.

Except for the circumstances specified in the preceding paragraph, the convener may not modify the proposals listed in the notice of the Shareholders meeting or add new proposals after issuing the notice of the Shareholders meeting.

For proposals that are not listed in the notice of the general meeting of Shareholders or that do not meet the requirements of Article 78 of these Articles of Association, the general meeting of Shareholders shall not vote and make resolutions.

### **PUTTING FORWARD ENQUIRIES TO THE BOARD**

For putting forward any enquiries to the Board, Shareholders may supervise the operations of the Company, and to make suggestions and enquiries accordingly.

### **CONTACT DETAILS**

Shareholders may send their enquiries or requests as mentioned above to the following:

Address: No.5 Rongjingdong St. Beijing Economic and Development Area Beijing China, 100176  
(For the attention of the Board of Directors/Company Secretary)  
Fax: 010-67869966-1077  
Email: jiafengsong@joinn-lab.com

For the avoidance of doubt, Shareholder(s) must deposit and send the original duly signed written requisition, notice or statement, or enquiry (as the case may be) to the above address and provide their full name, contact details and identification in order to give effect thereto. Shareholders' information may be disclosed as required by law.

## Communication with Shareholders and Investors/Investor Relations

The Company considers that effective communication with Shareholders is essential for enhancing investor relations and investor understanding of the Group's business performance and strategies. For this purpose, the Company has set up a website [www.joinn-lab.com](http://www.joinn-lab.com), where relevant latest information, the up-to-date state of the Company's business operation and development, the Company's financial information and corporate governance practices and other data are available to the public.

The Company endeavours to maintain an on-going dialogue with Shareholders and in particular, through annual general meetings and other general meetings. At the annual general meeting, Directors (or their delegates as appropriate) are available to meet Shareholders and answer their enquiries.

### CHANGES TO THE ARTICLES OF ASSOCIATION

The existing Articles of Association were adopted in February 2021 with effect from the Listing Date. During the Relevant Period, no changes were made to the Articles of Association.

The Articles of Association is also available on the Company's website and the Stock Exchange's website.

### POLICIES RELATING TO SHAREHOLDERS

The Company has in place a shareholders' communication policy to ensure that Shareholders' views and concerns are appropriately addressed. The policy is regularly reviewed to ensure its effectiveness.

### DIVIDEND POLICY

The Company has adopted a policy on payment of dividends pursuant to code provision E.1.5 of the CG Code taking into consideration of various elements including but not limited to, among other things, the earnings, cash flow, financial conditions, capital requirements, statutory fund reserve requirements of the Group and any other conditions which the Board may deem relevant. The policy sets out the factors in consideration, procedures and methods of the payment of dividends with an objective to provide the shareholders with continuing, stable and reasonable returns on investment while maintaining the Company's business operation and achieving its long-term development goal. The distribution of dividends will be formulated by our Board, and will be subject to shareholders' approval.



## Independent Auditor's Report

### Independent auditor's report to the shareholders of JOINN Laboratories (China) Co., Ltd.

( 獨立審計師報告 )

### Opinion

We have audited the consolidated financial statements of JOINN Laboratories (China) Co., Ltd. (the "Company") and its subsidiaries (the "Group") set out on pages 90 to 174, which comprise the consolidated statement of financial position as at 31 December 2020, the consolidated statement of profit or loss and other comprehensive income, the consolidated statement of changes in equity and the consolidated cash flow statement for the year then ended, and notes to the consolidated financial statements, including a summary of significant accounting policies.

In our opinion, the consolidated financial statements give a true and fair view of the consolidated financial position of the Group as at 31 December 2020, and of its consolidated financial performance and its consolidated cash flows for the year then ended in accordance with International Financial Reporting Standards ("IFRSs") issued by the International Accounting Standard Board (the "IASB") and have been properly prepared in compliance with the disclosure requirements of the Hong Kong Companies Ordinance.

### Basis for Opinion

We conducted our audit in accordance with Hong Kong Standards on Auditing ("HKSA") issued by the Hong Kong Institute of Certified Public Accountants (the "HKICPA"). Our responsibilities under those standards are further described in the 獨立審計師報告 section of our report. We are independent of the Group in accordance with the HKICPA's 獨立審計師報告 (the "Code") together with any ethical requirements that are relevant to our audit of the consolidated financial statements in the People's Republic of China, and we have fulfilled our other ethical responsibilities in accordance with these requirements and the Code. We believe that the audit evidence we have obtained is sufficient and appropriate to provide a basis for our opinion.

### Key Audit Matters

Key audit matters are those matters that, in our professional judgment, were of most significance in our audit of the consolidated financial statements of the current period. These matters were addressed in the context of our audit of the consolidated financial statements as a whole, and in forming our opinion thereon, and we do not provide a separate opinion on these matters.

## Key Audit Matters (continued)

Revenue recognition of non-clinical studies services	
4. 非临床研究报告的收入确认 2( )	
The Key audit matter	How the matter was addressed in our audit
<p>The Group recognized revenue of RMB1,075,905,000 during the year mainly derived from the provision of non-clinical studies services.</p> <p>For these non-clinical studies service contracts entered by the Group may cover one or several experiment studies. The service contracts stipulated the scope of studies, the project schedule, pricing and closing report of the results of each study. The management of the Group evaluates whether each study is distinct performance obligation. Revenue is recognised upon the transfer of the control of service results to customers.</p> <p>We identified recognition of revenue from non-clinical studies services as a key audit matter because revenue is one of the key performance indicators of the Group and therefore there is an inherent risk of manipulation and the timing of recognition of revenue by management to meet targets or expectations.</p>	<p>Our audit procedures in relation to revenue recognition for non-clinical studies services included the following:</p> <ul style="list-style-type: none"> <li>• Understanding and evaluating the design, implementation and operation effectiveness of the Group's key internal controls over revenue recognition of non-clinical studies services;</li> <li>• Inspecting contracts, on a sample basis, to understand the terms of contracts and assess whether the Group's revenue recognition policies of non-clinical studies services, including the identification of performance obligations, were in accordance with the prevailing accounting standards;</li> <li>• Obtaining the publicly available business registration information of selected customers, if available, to understand the financial status and background of these selected customers, and compare the shareholders, directors and supervisors of these selected customers to the list of related parties provided by the management to identify any undisclosed related party relationship;</li> <li>• Comparing, on a sample basis, revenue from non-clinical studies services in 2020, to service contracts, closing reports and/or other underlying documents to evaluate whether the selected revenue transactions have been recognised in accordance with the Group's accounting policies;</li> </ul>



## Key Audit Matters (continued)

Valuation of biological assets	
2020年12月31日止年度财务报表附注第26项	
The Key audit matter	How the matter was addressed in our audit
<p>As at 31 December 2020, the carrying amount of the Group's biological assets amounted to RMB86,896,000, accounting for 4% of total assets as at 31 December 2020.</p> <p>The Group's biological assets mainly comprise non-human primate research models used for breeding and non-clinical studies. These biological assets are measured at fair value. The Group engaged an external valuer to assist in valuation of the biological assets.</p> <p>The fair value measurement of the biological assets involves a significant degree of management judgements, including recent market prices, replacement cost and annual feeding cost.</p> <p>We identified the valuation of biological assets as a key audit matter because the valuation involves significant judgement with uncertainty and is subject to potential management bias.</p>	<p>Our audit procedures to assess the valuation of biological assets included the following:</p> <ul style="list-style-type: none"> <li>• understanding and evaluating the design, implementation and operating effectiveness of the Group's key internal controls over the valuation of biological assets;</li> <li>• evaluating the external valuers' competence and capabilities and considering their objectivity and independence;</li> <li>• involving our internal valuation specialist to assess the appropriateness of the valuation methodologies with reference to the requirements of the accounting standards;</li> <li>• assessing the reasonableness of key parameters or assumptions (including recent market price, replacement cost and annual feeding cost) by comparing with market data and/or other supporting documents;</li> <li>• observing, the physical count of the Group's biological assets as well as performing our own test counts, and comparing the quantity of biological assets to that in the valuation model; and</li> <li>• evaluating the disclosures in the consolidated financial statements in respect of the valuation of biological assets with reference to the requirements of the prevailing accounting standards.</li> </ul>

**Key Audit Matters (continued)**

<b>Potential impairment of goodwill</b>	
14	
<b>The Key audit matter</b>	<b>How the matter was addressed in our audit</b>
<p>As at 31 December 2020, the carrying amount of goodwill amounted to RMB125,296,000, which arose from the acquisition of Biomedical Research Models, Inc. in 2019.</p> <p>Management performs impairment assessment of the goodwill at the end of each reporting period by comparing the carrying value of the cash-generating unit ("CGU") to which goodwill was allocated to the recoverable amount estimated based on discounted cash flow forecast to determine if any impairment loss should be recognised. The Group engaged an external valuer to assist in goodwill impairment assessment.</p> <p>The preparation of discounted cash flow forecast for the purpose of assessing potential impairment of goodwill involves significant management estimation, in particular, the determination of revenue growth rate, gross profit margin and discount rate.</p> <p>We identified the assessment of potential impairment of goodwill as a key audit matter because the goodwill impairment assessment is inherently subjective and requires significant judgement by management which could be subject to uncertainty and management bias.</p>	<p>Our audit procedures performed to assess potential impairment of goodwill included the following:</p> <ul style="list-style-type: none"> <li>• understanding and evaluating the design, implementation and operating effectiveness of key internal controls over the impairment assessment;</li> <li>• assessing the management's identification of CGUs, the allocation of assets to each CGU and the methodology adopted by management in its goodwill impairment assessments with reference to the requirements of the prevailing accounting standards;</li> <li>• evaluating the external valuers' competence and capabilities and considering their objectivity and independence;</li> <li>• involving our internal valuation specialist to assess the reasonableness of the discount rate applied in the discounted future cash flow forecasts;</li> <li>• challenging management's key assumptions or parameters used in cash flow forecasts, including revenue growth rate in revenue, gross profit margin and discount rate, based on our understanding, knowledge and experience in the industry and with reference to the approved business plans of the Group;</li> <li>• assessing the impact of changes in the key assumptions, including the discount rates and other key assumptions, on the conclusions reached in the impairment assessments and assessing whether there were any indicators of management bias;</li> <li>• comparing the key estimations and assumptions used by the management for preparing discounted cash flow forecast in the previous year with the actual performance of the business in current year to evaluate whether there was any management bias; and</li> <li>• evaluating the disclosures in the consolidated financial statements in respect of the goodwill impairment assessment with reference to the requirements of the prevailing accounting standards.</li> </ul>

## Information other than the Consolidated Financial Statements and Auditor's Report Thereon

The directors are responsible for the other information. The other information comprises all the information included in the annual report, other than the consolidated financial statements and our auditor's report thereon.

Our opinion on the consolidated financial statements does not cover the other information and we do not express any form of assurance conclusion thereon.

In connection with our audit of the consolidated financial statements, our responsibility is to read the other information and, in doing so, consider whether the other information is materially inconsistent with the consolidated financial statements or our knowledge obtained in the audit or otherwise appears to be materially misstated.

If, based on the work we have performed, we conclude that there is a material misstatement of this other information, we are required to report that fact. We have nothing to report in this regard.

## Responsibilities of the Directors for the Consolidated Financial Statements

The directors are responsible for the preparation of the consolidated financial statements that give a true and fair view in accordance with IFRSs issued by the IASB and the disclosure requirements of the Hong Kong Companies Ordinance and for such internal control as the directors determine is necessary to enable the preparation of consolidated financial statements that are free from material misstatement, whether due to fraud or error.

In preparing the consolidated financial statements, the directors are responsible for assessing the Group's ability to continue as a going concern, disclosing, as applicable, matters related to going concern and using the going concern basis of accounting unless the directors either intend to liquidate the Group or to cease operations, or have no realistic alternative but to do so.

The directors are assisted by the Audit Committee in discharging their responsibilities for overseeing the Group's financial reporting process.

## Auditor's Responsibilities for the Audit of the Consolidated Financial Statements

Our objectives are to obtain reasonable assurance about whether the consolidated financial statements as a whole are free from material misstatement, whether due to fraud or error, and to issue an auditor's report that includes our opinion. This report is made solely to you, as a body, and for no other purpose. We do not assume responsibility towards or accept liability to any other person for the contents of this report.

Reasonable assurance is a high level of assurance but is not a guarantee that an audit conducted in accordance with HKSAAs will always detect a material misstatement when it exists. Misstatement can arise from fraud or error and are considered material if, individually or in the aggregate, they could reasonably be expected to influence the economic decisions of users taken on the basis of these consolidated financial statements.



## Auditor's Responsibilities for the Audit of the Consolidated Financial Statements (continued)

As part of an audit in accordance with HKSAAs, we exercise professional judgement and maintain professional scepticism throughout the audit. We also:

- Identify and assess the risks of material misstatement of the consolidated financial statements, whether due to fraud or error, design and perform audit procedures responsive to those risks, and obtain audit evidence that is sufficient and appropriate to provide a basis for our opinion. The risk of not detecting a material misstatement resulting from fraud is higher than for one resulting from error, as fraud may involve collusion, forgery, intentional omissions, misrepresentations, or the override of internal control.
- Obtain an understanding of internal control relevant to the audit in order to design audit procedures that are appropriate in the circumstances but not for the purpose of expressing an opinion on the effectiveness of the Group's internal control.
- Evaluate the appropriateness of accounting policies used and the reasonableness of accounting estimates and related disclosures made by the directors.
- Conclude on the appropriateness of the directors' use of the going concern basis of accounting and, based on the audit evidence obtained, whether a material uncertainty exists related to events or conditions that may cast significant doubt on the Group's ability to continue as a going concern. If we conclude that a material uncertainty exists, we are required to draw attention in our auditor's report to the related disclosures in the consolidated financial statements or, if such disclosures are inadequate, to modify our opinion. Our conclusions are based on the audit evidence obtained up to the date of our auditor's report. However, future events or conditions may cause the Group to cease to continue as a going concern.
- Evaluate the overall presentation, structure and content of the consolidated financial statements, including the disclosures, and whether the consolidated financial statements represent the underlying transactions and events in a manner that achieves fair presentation.
- Obtain sufficient appropriate audit evidence regarding the financial information of the entities or business activities within the Group to express an opinion on the consolidated financial statements. We are responsible for the direction, supervision and performance of the group audit. We remain solely responsible for our audit opinion.

## Auditor's Responsibilities for the Audit of the Consolidated Financial Statements (continued)

We communicate with the Audit Committee regarding, among other matters, the planned scope and timing of the audit and significant audit findings, including any significant deficiencies in internal control that we identify during our audit.

We also provide the Audit Committee with a statement that we have complied with relevant ethical requirements regarding independence and communicate with them all relationships and other matters that may reasonably be thought to bear on our independence and, where applicable, actions taken to eliminate threats or safeguards applied.

From the matters communicated with the Audit Committee, we determine those matters that were of most significance in the audit of the consolidated financial statements of the current period and are therefore the key audit matters. We describe these matters in our auditor's report unless law or regulation precludes public disclosure about the matter or when, in extremely rare circumstances, we determine that a matter should not be communicated in our report because the adverse consequences of doing so would reasonably be expected to outweigh the public interest benefits of such communication.

The engagement partner on the audit resulting in the independent auditor's report is Yu Wai Sum.

### KPMG



8th Floor, Prince's Building  
10 Chater Road  
Central, Hong Kong

29 March 2021



## Consolidated Statement of Profit or Loss and Other Comprehensive Income

For the year ended 31 December 2020  
(Expressed in Renminbi ("RMB"))

	Note	2020 RMB'000	2019 RMB'000
<b>Revenue</b>	4	<b>1,075,905</b>	639,379
Cost of services		<b>(525,280)</b>	(310,593)
<b>Gross profit</b>	4(b)	<b>550,625</b>	328,786
Other gains and losses, net	5	<b>86,452</b>	43,066
Selling and marketing expenses		<b>(12,907)</b>	(12,473)
General and administrative expenses		<b>(211,482)</b>	(102,651)
Research and development expenses		<b>(50,659)</b>	(39,627)
<b>Profit from operations</b>		<b>362,029</b>	217,101
Finance costs	6(a)	<b>(3,521)</b>	(342)
<b>Profit before taxation</b>	6	<b>358,508</b>	216,759
Income tax	7	<b>(46,944)</b>	(29,082)
<b>Profit for the year</b>		<b>311,564</b>	187,677
<b>Other comprehensive income for the year (after tax)</b>	10		
– Equity investments at fair value through other comprehensive income ("FVOCI") – net movement in fair value reserve (non-recycling)		<b>44,578</b>	-
– Exchange differences on translation of financial statements of foreign operations		<b>(15,909)</b>	(714)
		<b>28,669</b>	(714)
<b>Total comprehensive income for the year</b>		<b>340,233</b>	186,963

	Note	2020 RMB'000	2019 RMB'000
<b>Profit for the year attributable to:</b>			
Equity shareholders of the Company		312,950	187,838
Non-controlling interests		(1,386)	(161)
<b>Profit for the year</b>		<b>311,564</b>	<b>187,677</b>
<b>Total comprehensive income for the year attributable to:</b>			
Equity shareholders of the Company		341,619	187,124
Non-controlling interests		(1,386)	(161)
<b>Total comprehensive income for the year</b>		<b>340,233</b>	<b>186,963</b>
<b>Earnings per share</b>	11		
Basic (RMB)		1.39	0.83
Diluted (RMB)		1.38	0.83

The notes on pages 98 to 174 form part of these financial statements.



## Consolidated Statement of Financial Position

At 31 December 2020  
(Expressed in RMB)

	Note	2020 RMB'000	2019 RMB'000
<b>Non-current assets</b>			
Property plant and equipment	12	645,871	576,320
Intangible assets	13	62,769	69,316
Goodwill	14	125,296	133,962
Biological assets	16	19,434	11,949
Financial assets at FVOCI	17	64,445	12,000
Other non-current assets	18	37,139	25,094
Deferred tax assets	31(b)	35,261	25,581
		<b>990,215</b>	854,222
<b>Current assets</b>			
Inventories	19	91,011	49,555
Contract costs	20	247,742	148,437
Biological assets	16	67,462	18,990
Contract assets	21(a)	66,812	69,645
Trade and bills receivables	22	91,041	97,388
Prepayments and other receivables	23	71,026	24,245
Financial assets at fair value through profit or loss ("FVTPL")	24	238,903	130,701
Cash at bank and on hand	25	308,690	176,958
		<b>1,182,687</b>	715,919
<b>Current liabilities</b>			
Interest-bearing borrowings	26	3,081	13,148
Trade payables	27	60,286	34,086
Contract liabilities	21(b)	583,537	394,791
Other payables	28	92,586	81,623
Lease liabilities	29	14,520	12,474
Income tax payable	31(a)	20,297	17,929
		<b>774,307</b>	554,051
<b>Net current assets</b>		<b>408,380</b>	161,868
<b>Total assets less current liabilities</b>		<b>1,398,595</b>	1,016,090

	Note	2020 RMB'000	2019 RMB'000
<b>Non-current liabilities</b>			
Interest-bearing borrowings	26	21,375	9,175
Leases liabilities	29	53,170	55,382
Deferred tax liabilities	31(b)	35,200	23,657
Deferred income	32	67,041	77,931
		<b>176,786</b>	166,145
<b>NET ASSETS</b>			
		<b>1,221,809</b>	849,945
<b>CAPITAL AND RESERVES</b>			
Share capital	33	227,455	161,717
Reserves		995,089	687,483
<b>Total equity attributable to equity shareholders of the Company</b>			
		<b>1,222,544</b>	849,200
<b>Non-controlling interests</b>			
		<b>(735)</b>	745
<b>TOTAL EQUITY</b>			
		<b>1,221,809</b>	849,945

Approved and authorised for issue by the board of directors on 29 March 2021.

Name: Feng Yuxia



Name: Gao Dapeng



## Consolidated Statement of Changes in Equity

For the year ended 31 December 2020  
(Expressed in RMB)

	Attributable to equity shareholders of the Company										Total Equity RMB'000
	Share capital RMB'000 (Note 33(c))	Share premium RMB'000 (Note 33(d)(i))	Share award reserve RMB'000 (Note 33(d)(ii))	Other capital reserve RMB'000 (Note 33(d)(iii))	Statutory reserve RMB'000 (Note 33(d)(iv))	Exchange reserve RMB'000 (Note 33(d)(v))	Fair value reserve (non-recycling) RMB'000 (Note 33(d)(vi))	Retained profits RMB'000	Total RMB'000	Non-controlling interests RMB'000	
<b>Balance at 1 January 2020</b>	161,717	156,619	(14,283)	76,514	35,206	552	-	432,875	849,200	745	849,945
<b>Changes in equity for 2020:</b>											
Profit for the year	-	-	-	-	-	-	-	312,950	312,950	(1,386)	311,564
Other comprehensive income	-	-	-	-	-	(15,909)	44,578	-	28,669	-	28,669
Total comprehensive income	-	-	-	-	-	(15,909)	44,578	312,950	341,619	(1,386)	340,233
Issue of shares under bonus issue	64,766	(64,766)	-	-	-	-	-	-	-	-	-
Issue of restricted shares	63	2,923	(2,986)	-	-	-	-	-	-	-	-
Shares issued under share option scheme	909	37,578	-	(8,600)	-	-	-	-	29,887	-	29,887
Unlock of restricted shares	-	10,486	7,168	(10,486)	-	-	-	-	7,168	-	7,168
Recognition of share-based payments	-	-	-	29,906	-	-	-	-	29,906	-	29,906
Recognition of tax effect related with share-based payments	-	-	-	19,536	-	-	-	-	19,536	-	19,536
Appropriation to reserves	-	-	-	-	24,084	-	-	(24,084)	-	-	-
Dividends declared and paid in respect of the previous year	-	-	185	-	-	-	-	(55,051)	(54,866)	-	(54,866)
Acquisition of non-controlling interests	-	-	-	94	-	-	-	-	94	(94)	-
<b>Balance at 31 December 2020</b>	227,455	142,840	(9,916)	106,964	59,290	(15,357)	44,578	666,690	1,222,544	(735)	1,221,809

Attributable to equity shareholders of the Company											
	Share capital RMB'000	Share premium RMB'000	Share award reserve RMB'000	Other capital reserve RMB'000	Statutory reserve RMB'000	Exchange reserve RMB'000	Fair value reserve (non-recycling) RMB'000	Retained profits RMB'000	Total RMB'000	Non-controlling interests RMB'000	Total Equity RMB'000
Note	(Note 33(c))	(d)(i))	(d)(iii))	(d)(viii))	(Note 33 (d)(vi))	(Note 33 (d)(vi))	(Note 33 (d)(vii))	(Note 33 (d)(vii))	(Note 33 (d)(vii))	(Note 33 (d)(vii))	(Note 33 (d)(vii))
<b>Balance at 1 January 2019</b>	114,995	177,832	(9,495)	67,888	16,648	1,266	-	298,085	667,219	201	667,420
<b>Changes in equity for 2019:</b>											
Profit for the year	-	-	-	-	-	-	-	187,838	187,838	(161)	187,677
Other comprehensive income	-	-	-	-	-	(714)	-	-	(714)	-	(714)
Total comprehensive income	-	-	-	-	-	(714)	-	187,838	187,124	(161)	186,963
Capital contribution from non-controlling equity owners of subsidiaries	-	-	-	-	-	-	-	-	-	700	700
Issue of shares under bonus issue	33(c) 45,998	(45,998)	-	-	-	-	-	-	-	-	-
Issue of restricted shares	30 405	9,339	(9,744)	-	-	-	-	-	-	-	-
Shares issued under share option scheme	342	10,439	-	(1,026)	-	-	-	-	9,755	-	9,755
Repurchase and cancellation of restricted shares	(23)	(302)	317	-	-	-	-	8	-	-	-
Unlock of restricted shares	30(b)(ii) -	5,309	4,497	(5,309)	-	-	-	-	4,497	-	4,497
Recognition of share-based payments	30 -	-	-	11,650	-	-	-	-	11,650	5	11,655
Recognition of tax effect related with share-based payments	-	-	-	3,311	-	-	-	-	3,311	-	3,311
Appropriation to reserves	-	-	-	-	18,558	-	-	(18,558)	-	-	-
Dividends declared and paid in respect of the previous year	33(b)(ii) -	-	142	-	-	-	-	(34,498)	(34,356)	-	(34,356)
<b>Balance at 31 December 2019</b>	161,717	156,619	(14,283)	76,514	35,206	552	-	432,875	849,200	745	849,945

The notes on pages 98 to 174 form part of these financial statements.



## Consolidated Cash Flow Statement

For the year ended 31 December 2020  
(Expressed in RMB)

	Note	2020 RMB'000	2019 RMB'000
<b>Operating activities</b>			
Profit before taxation		<b>358,508</b>	216,759
Adjustments for:			
Amortisation of intangible assets	6(c)	<b>11,306</b>	2,375
Depreciation of property, plant and equipment	6(c)	<b>71,967</b>	42,277
Finance costs	6(a)	<b>3,521</b>	342
Change in fair value of financial assets at FVTPL	5	<b>(5,737)</b>	(10,492)
Net loss on disposal of property, plant and equipment	5	<b>314</b>	245
Gains arising from changes in fair value of biological assets	5	<b>(54,732)</b>	(13,065)
Equity-settled share-based payment expenses	30(c)	<b>29,906</b>	11,655
Net foreign exchange loss/(gain)	5	<b>3,377</b>	(323)
Changes in working capital:			
Increase in inventories		<b>(41,456)</b>	(13,646)
Increase in contract costs		<b>(99,305)</b>	(48,516)
Decrease/(increase) in contract assets		<b>2,833</b>	(51,231)
(Increase)/decrease in biological assets		<b>(1,225)</b>	2,281
Decrease/(increase) in trade and bills receivables		<b>6,347</b>	(31,101)
Increase in prepayments and other receivables		<b>(27,153)</b>	(1,345)
Increase in trade payables		<b>26,200</b>	12,772
Increase in other payables		<b>12,350</b>	29,049
Increase in contract liabilities		<b>188,746</b>	18,584
(Decrease)/increase in deferred income		<b>(14,846)</b>	4,217
<b>Cash generated from operations</b>		<b>470,921</b>	170,837
Tax paid	31(a)	<b>(33,235)</b>	(21,898)
<b>Net cash generated from operating activities</b>		<b>437,686</b>	148,939

	Note	2020 RMB'000	2019 RMB'000
<b>Investing activities</b>			
Acquisition of a subsidiary, net of cash acquired		–	(196,641)
Payment for acquisition of financial assets at FVTPL		(444,000)	(1,257,400)
Payment for acquisition of financial assets at FVOCI		–	(12,000)
Proceeds from disposal of financial assets at FVTPL		341,535	1,485,877
Purchase of property, plant and equipment		(141,128)	(120,838)
Purchase of intangible assets		(7,850)	(5,937)
Proceeds from disposal of property, plant and equipment		186	13
Placement of restricted deposits		(3,646)	–
Government grant received related to assets		3,956	3,203
<b>Net cash used in investing activities</b>		<b>(250,947)</b>	<b>(103,723)</b>
<b>Financing activities</b>			
Proceeds from shares issued under share option schemes		29,887	9,755
Proceeds from issuance of restricted shares	25(b)	2,986	9,744
Proceeds from new interest-bearing borrowings	25(b)	35,622	–
Repayment of interest-bearing borrowings	25(b)	(31,780)	–
Dividends paid	33(b)	(55,051)	(34,498)
Interest paid	25(b)	(762)	(48)
Payments for repurchase of restricted shares		–	(317)
Capital element of lease rentals paid	25(b)	(12,953)	(2,055)
Interest element of lease rentals paid	25(b)	(304)	(55)
Payments for issuance costs in relation to H Share initial public offering		(17,775)	–
<b>Net cash used in financing activities</b>		<b>(50,130)</b>	<b>(17,474)</b>
<b>Effect of foreign exchange rate changes on cash and cash equivalents</b>		<b>(8,523)</b>	<b>523</b>
<b>Net increase in cash and cash equivalents</b>		<b>128,086</b>	<b>28,265</b>
<b>Cash and cash equivalents at 1 January</b>	25(a)	<b>176,958</b>	<b>148,693</b>
<b>Cash and cash equivalents at 31 December</b>	25(a)	<b>305,044</b>	<b>176,958</b>

The notes on pages 98 to 174 form part of these financial statements.



## Notes to the Financial Statements

(Expressed in RMB unless otherwise indicated)

### 1 Corporate Information

JOINN Laboratories (China) Co., Ltd. (北京昭衍新藥研究中心股份有限公司, the “Company”) was incorporated in the People’s Republic of China (the “PRC”) as a joint stock limited liability company under the PRC laws. With the approval of the China Securities Regulatory Commission, the Company completed its initial public offering of A shares and listed on the Shanghai Stock Exchange (stock code: 603127.SH) on 25 August 2017. The Company’s H Shares were listed on the Main Board of The Exchange of Hong Kong Limited (the “Hong Kong Stock Exchange”) (stock code: 6127.HK) on 26 February 2021.

The Company and its subsidiaries (together, the “Group”) are principally engaged in providing a comprehensive portfolio of contract research organisation (“CRO”) services including non-clinical studies services, clinical trial and related services and sales of research models.

### 2 Significant Accounting Policies

#### (a) STATEMENT OF COMPLIANCE

These financial statements have been prepared in accordance with all applicable International Financial Reporting Standards (“IFRSs”), which collective term includes all applicable individual International Financial Reporting Standards, International Accounting Standards (“IASs”) and Interpretations issued by the International Accounting Standards Board (the “IASB”) and the disclosure requirements of the Hong Kong Companies Ordinance. These financial statements also comply with the applicable disclosure provisions of the Rules Governing the Listing of Securities on the Stock Exchange (the “Listing Rules”). Significant accounting policies adopted by the Group are disclosed below.

The IASB has issued certain amendments to IFRSs that are first effective or available for early adoption for the current accounting period of the Group. Note 2(c) provides information on any changes in accounting policies resulting from initial application of these developments to the extent that they are relevant to the Group for the current accounting period reflected in these financial statements.

#### (b) BASIS OF PREPARATION OF THE FINANCIAL STATEMENTS

The consolidated financial statements for the year ended 31 December 2020 comprise the Company and its subsidiaries.

The measurement basis used in the preparation of the financial statements is the historical cost basis except that the following assets are stated at their fair value as explained in the accounting policies set out below:

- biological assets (see Note 2(h)).
- other investments in debt and equity securities (see Note 2(g)).

## 2 Significant Accounting Policies (continued)

### (b) BASIS OF PREPARATION OF THE FINANCIAL STATEMENTS (CONTINUED)

The preparation of financial statements in conformity with IFRSs requires management to make judgements, estimates and assumptions that affect the application of policies and reported amounts of assets, liabilities, income and expenses. The estimates and associated assumptions are based on historical experience and various other factors that are believed to be reasonable under the circumstances, the results of which form the basis of making the judgements about carrying values of assets and liabilities that are not readily apparent from other sources. Actual results may differ from these estimates.

The estimates and underlying assumptions are reviewed on an ongoing basis. Revisions to accounting estimates are recognised in the period in which the estimate is revised if the revision affects only that period, or in the period of the revision and future periods if the revision affects both current and future periods. Revisions on an accrual basis affect both current and future periods.



## 2 Significant Accounting Policies (continued)

### (d) BUSINESS COMBINATION

The Group accounts for business combinations using the acquisition method when control is transferred to the Group (see Note 2(e)). The consideration transferred in the acquisition is generally measured at fair value, as are the identifiable net assets acquired. Any goodwill that arises is tested annually for impairment (see Note 2(l)(ii)). Any gain on a bargain purchase is recognised in profit or loss immediately. Transaction costs are expensed as incurred, except if related to the issue of debt or equity securities.

The consideration transferred does not include amounts related to the settlement of pre-existing relationships. Such amounts are generally recognised in profit or loss.

Any contingent consideration is measured at fair value at the date of acquisition. If an obligation to pay contingent consideration that meets the definition of a financial instrument is classified as equity, then it is not remeasured and settlement is accounted for within equity. Otherwise, other contingent consideration is remeasured at fair value at each reporting date and subsequent changes in the fair value of the contingent consideration are recognised in profit or loss.

If share-based payment awards (replacement awards) are required to be exchanged for awards held by the acquiree's employees (acquiree's awards), then all or portion of the amount of the acquirer's replacement awards is included in measuring the consideration transferred in the business combination. This determination is based on the market-based measure of the replacement awards compared with the market-based measure of the acquiree's awards and the extent to which the replacement awards relate to pre-combination service.

### (e) SUBSIDIARIES AND NON-CONTROLLING INTERESTS

Subsidiaries are entities controlled by the Group. The Group controls an entity when it is exposed, or has rights, to variable returns from its involvement with the entity and has the ability to affect those returns through its power over the entity. When assessing whether the Group has power, only substantive rights (held by the Group and other parties) are considered.

An investment in a subsidiary is consolidated into the consolidated financial statements from the date that control commences until the date that control ceases. Intra-group balances, transactions and cash flows and any unrealised profits arising from intra-group transactions are eliminated in full in preparing the consolidated financial statements. Unrealised losses resulting from intra-group transactions are eliminated in the same way as unrealised gains but only to the extent that there is no evidence of impairment.

Non-controlling interests represent the equity in a subsidiary not attributable directly or indirectly to the Company, and in respect of which the Group has not agreed any additional terms with the holders of those interests which would result in the Group as a whole having a contractual obligation in respect of those interests that meets the definition of a financial liability. For each business combination, the Group can elect to measure any non-controlling interests either at fair value or at the non-controlling interests' proportionate share of the subsidiary's net identifiable assets.

## 2 Significant Accounting Policies (continued)

### (e) SUBSIDIARIES AND NON-CONTROLLING INTERESTS (CONTINUED)

Non-controlling interests are presented in the consolidated statement of financial position within equity, separately from equity attributable to the equity shareholders of the Company. Non-controlling interests in the results of the Group are presented on the face of the consolidated statement of profit or loss and other comprehensive income as an allocation of the total profit or loss and total comprehensive income for the period between non-controlling interests and the equity shareholders of the Company. Loans from holders of non-controlling interests and other contractual obligations towards these holders are presented as financial liabilities in the consolidated statement of financial position in accordance with Notes 2(q) or (r) depending on the nature of the liability.

Changes in the Group's interests in a subsidiary that do not result in a loss of control are accounted for as equity transactions, whereby adjustments are made to the amounts of controlling and non-controlling interests within consolidated equity to reflect the change in relative interests, but no adjustments are made to goodwill and no gain or loss is recognised.

When the Group loses control of a subsidiary, it is accounted for as a disposal of the entire interest in that subsidiary, with a resulting gain or loss being recognised in profit or loss. Any interest retained in that former subsidiary at the date when control is lost is recognised at fair value and this amount is regarded as the fair value on initial recognition of a financial asset (see Note 2(g)) or, when appropriate, the cost on initial recognition of an investment in an associate or joint venture.

In the Company's statement of financial position, an investment in a subsidiary is stated at cost less impairment losses (see Note 2(l)(ii)), unless the investment is classified as held for sale (or included in a disposal group that is classified as held for sale).

### (f) GOODWILL

Goodwill represents the excess of

- (i) the aggregate of the fair value of the consideration transferred, the amount of any non-controlling interest in the acquiree and the fair value of the Group's previously held equity interest in the acquiree; over
- (ii) the net fair value of the acquiree's identifiable assets and liabilities measured as at the acquisition date.

When (ii) is greater than (i), then this excess is recognised immediately in profit or loss as a gain on a bargain purchase.

Goodwill is stated at cost less accumulated impairment losses. Goodwill arising on a business combination is allocated to each cash-generating unit, or groups of cash generating units, that is expected to benefit from the synergies of the combination and is tested annually for impairment (see Note 2(l)(ii)).

On disposal of a cash generating unit during the year, any attributable amount of purchased goodwill is included in the calculation of the profit or loss on disposal.



## 2 Significant Accounting Policies (continued)

### (g) OTHER INVESTMENTS IN DEBT AND EQUITY SECURITIES

The Group's policies for investments in debt and equity securities, other than investments in subsidiaries, associates and joint ventures, are set out below.

Investments in debt and equity securities are recognised/derecognised on the date the Group commits to purchase/sell the investment. The investments are initially stated at fair value plus directly attributable transaction costs, except for those investments measured at fair value through profit or loss (FVTPL) for which transaction costs are recognised directly in profit or loss. For an explanation of how the Group determines fair value of financial instruments, see Note 34(e). These investments are subsequently accounted for as follows, depending on their classification.

#### (i) Investments other than equity investments

Non-equity investments held by the Group are classified into one of the following measurement categories:

- amortised cost, if the investment is held for the collection of contractual cash flows which represent solely payments of principal and interest. Interest income from the investment is calculated using the effective interest method (see Note 2(v)(iii)).
- fair value through other comprehensive income (FVOCI) – recycling, if the contractual cash flows of the investment comprise solely payments of principal and interest and the investment is held within a business model whose objective is achieved by both the collection of contractual cash flows and sale. Changes in fair value are recognised in other comprehensive income, except for the recognition in profit or loss of expected credit losses, interest income (calculated using the effective interest method) and foreign exchange gains and losses. When the investment is derecognised, the amount accumulated in other comprehensive income is recycled from equity to profit or loss.
- fair value at profit or loss (FVTPL) if the investment does not meet the criteria for being measured at amortised cost or FVOCI (recycling). Changes in the fair value of the investment (including interest) are recognised in profit or loss.

#### (ii) Equity investments

An investment in equity securities is classified as FVTPL unless the equity investment is not held for trading purposes and on initial recognition of the investment the Group makes an irrevocable election to designate the investment at FVOCI (non-recycling) such that subsequent changes in fair value are recognised in other comprehensive income. Such elections are made on an instrument-by-instrument basis, but may only be made if the investment meets the definition of equity from the issuer's perspective. Where such an election is made, the amount accumulated in other comprehensive income remains in the fair value reserve (non-recycling) until the investment is disposed of. At the time of disposal, the amount accumulated in the fair value reserve (non-recycling) is transferred to retained earnings. It is not recycled through profit or loss. Dividends from an investment in equity securities, irrespective of whether classified as at FVTPL or FVOCI, are recognised in profit or loss as other net gain.

## 2 Significant Accounting Policies (continued)

### (h) BIOLOGICAL ASSETS

Biological assets of the Group mainly represent research models including non-human primates and rodents for breeding and non-clinical studies. Biological assets are measured on initial recognition and at the end of each reporting period at their fair value less costs of disposal. Research models for breeding are classified as non-current assets and research models for non-clinical studies are classified as current assets.

The feeding costs and other related costs such as staff costs, depreciation and amortisation expenses and utilities cost incurred for raising research models for non-clinical studies are capitalised until the research models begin to mate and transfer to the Group's research models for breeding. Such costs incurred for research models for breeding are charged to profit or loss during the reporting period.

Gains or losses arising from initial recognition of biological assets at fair value less costs of disposal and from a change in fair value less costs of disposal of biological assets are included in profit or loss in the year in which it arises.

### (i) PROPERTY, PLANT AND EQUIPMENT

The following items of property, plant and equipment are stated at cost less accumulated depreciation and impairment losses (see Note 2(l)(ii)):

- right-of-use assets arising from leases over leasehold properties where the Group is not the registered owner of the property interest; and
- items of plant and equipment, including right-of-use assets arising from leases of underlying plant and equipment (see Note 2(k)).

The cost of self-constructed items of property, plant and equipment includes the cost of materials, direct labour, the initial estimate, where relevant, of the costs of dismantling and removing the items and restoring the site on which they are located, and an appropriate proportion of production overheads and borrowing costs (see Note 2(x)).

Gains or losses arising from the retirement or disposal of an item of property, plant and equipment are determined as the difference between the net disposal proceeds and the carrying amount of the item and are recognised in profit or loss on the date of retirement or disposal.

Depreciation is calculated to write-off the cost of property, plant and equipment, less their estimated residual value, if any, using the straight-line method over their estimated useful lives as follows:

	<b>Estimated useful lives</b>
Plant and buildings	20-30 years
Machinery and equipment	5-10 years
Vehicles, furniture, and others	5-10 years
Leasehold improvement	Shorter of lease term or 3-10 years
Right-of-use assets	Over the term of lease



## 2 Significant Accounting Policies (continued)

### (i) PROPERTY, PLANT AND EQUIPMENT (CONTINUED)

Where parts of an item of property, plant and equipment have different useful lives, the cost of the item is allocated on a reasonable basis between the parts and each part is depreciated separately. Both the useful life of an asset and its residual value, if any, are reviewed annually. No depreciation is provided in respect of construction in progress until it is completed and ready for its intended use.

### (j) INTANGIBLE ASSETS (OTHER THAN GOODWILL)

Expenditure on research activities is recognised as an expense in the period in which it is incurred. Expenditure on development activities is capitalised if the product or process is technically and commercially feasible and the Group has sufficient resources and the intention to complete development. The expenditure capitalised includes the costs of materials, direct labour, and an appropriate proportion of overheads and borrowing costs, where applicable. Capitalised development costs are stated at cost less accumulated amortisation and impairment losses (see Note 2(l)(ii)). Other development expenditure is recognised as an expense in the period in which it is incurred.

Intangible assets that are acquired by the Group are stated at cost less accumulated amortisation (where the estimated useful life is finite) and impairment losses (see Note 2(l)(ii)). Expenditure on internally generated goodwill and brands is recognised as an expense in the period in which it is incurred.

Amortisation of intangible assets with finite useful lives is charged to profit or loss on a straight-line basis over the assets' estimated useful lives. The useful lives of intangible assets are determined based on factors such as the attrition rate, technological obsolescence, and expiry of related legal rights. The following intangible assets with finite useful lives are amortised from the date they are available for use and their estimated useful lives are as follows:

Patents and trademarks	10 years
Software	5-10 years
Non-competition agreement	Shorter of the unexpired term of agreement and useful life
Customer relationships	10 years

Customer relationship acquired in business combinations is recognised at fair value at the acquisition dates. The useful life of customer relationship reflects the Company's directors' view of the average economic life of the customer relationship and is assessed by reference to annual attrition rate. Amortisation is calculated using the straight-line method over expected life of 10 years.

Both the period and method of amortisation are reviewed annually.

### (k) LEASED ASSETS

At inception of a contract, the Group assesses whether the contract is, or contains, a lease. A contract is, or contains, a lease if the contract conveys the right to control the use of an identified asset for a period of time in exchange for consideration. Control is conveyed where the customer has both the right to direct the use of the identified asset and to obtain substantially all of the economic benefits from that use.





## 2 Significant Accounting Policies (continued)

### (I) CREDIT LOSSES AND IMPAIRMENT OF ASSETS

#### (i) Credit losses from financial instruments and contract assets

The Group recognises a loss allowance for expected credit losses (ECLs) on the following items:

- financial assets measured at amortised cost (including cash and cash equivalents, trade and bills receivables, and other receivables);
- contract assets as defined in IFRS 15 (see Note 2(n));

Other financial assets measured at fair value, including equity and debt securities measured at FVTPL, equity investments designated at FVOCI (non-recycling), are not subject to the ECL assessment.



ECLs are a probability-weighted estimate of credit losses. Credit losses are measured as the present value of all expected cash shortfalls (i.e. the difference between the cash flows due to the Group in accordance with the contract and the cash flows that the Group expects to receive).

The expected cash shortfalls of fixed-rate financial assets, trade and other receivables and contract assets are discounted using the effective interest rate determined at initial recognition or an approximation thereof where the effect of discounting is material.

The maximum period considered when estimating ECLs is the maximum contractual period over which the Group is exposed to credit risk.

In measuring ECLs, the Group takes into account reasonable and supportable information that is available without undue cost or effort. This includes information about past events, current conditions and forecasts of future economic conditions.

ECLs are measured on either of the following bases:

- 12-month ECLs: these are losses that are expected to result from possible default events within the 12 months after the reporting date; and
- lifetime ECLs: these are losses that are expected to result from all possible default events over the expected lives of the items to which the ECL model applies.

Loss allowances for trade receivables and contract assets are always measured at an amount equal to lifetime ECLs. ECLs on these financial assets are estimated using a provision matrix based on the Group's historical credit loss experience, adjusted for factors that are specific to the debtors and an assessment of both the current and forecast general economic conditions at the reporting date.

For all other financial instruments, the Group recognises a loss allowance equal to 12-month ECLs unless there has been a significant increase in credit risk of the financial instrument since initial recognition, in which case the loss allowance is measured at an amount equal to lifetime ECLs.

## 2 Significant Accounting Policies (continued)

### (I) CREDIT LOSSES AND IMPAIRMENT OF ASSETS (CONTINUED)

#### (i) Credit losses from financial instruments and contract assets (continued)

In assessing whether the credit risk of a financial instrument has increased significantly since initial recognition, the Group compares the risk of default occurring on the financial instrument assessed at the reporting date with that assessed at the date of initial recognition. In making this reassessment, the Group considers that a default event occurs when the borrower is unlikely to pay its credit obligations to the Group in full, without recourse by the Group to actions such as realising security (if any is held). The Group considers both quantitative and qualitative information that is reasonable and supportable, including historical experience and forward-looking information that is available without undue cost or effort.

In particular, the following information is taken into account when assessing whether credit risk has increased significantly since initial recognition:

- failure to make payments of principal or interest on their contractually due dates;
- an actual or expected significant deterioration in a financial instrument's external or internal credit rating (if available);
- an actual or expected significant deterioration in the operating results of the debtor; and
- existing or forecast changes in the technological, market, economic or legal environment that have a significant adverse effect on the debtor's ability to meet its obligation to the Group.

Depending on the nature of the financial instruments, the assessment of a significant increase in credit risk is performed on either an individual basis or a collective basis. When the assessment is performed on a collective basis, the financial instruments are grouped based on shared credit risk characteristics, such as past due status and credit risk ratings.

ECLs are remeasured at each reporting date to reflect changes in the financial instrument's credit risk since initial recognition. Any change in the ECL amount is recognised as an impairment gain or loss in profit or loss. The Group recognises an impairment gain or loss for all financial instruments with a corresponding adjustment to their carrying amount through a loss allowance account.



## 2 Significant Accounting Policies (continued)

### (I) CREDIT LOSSES AND IMPAIRMENT OF ASSETS (CONTINUED)

#### (i) Credit losses from financial instruments and contract assets (continued)

Interest income recognised in accordance with Note 2(v)(iii) is calculated based on the gross carrying amount of the financial asset unless the financial asset is credit-impaired, in which case interest income is calculated based on the amortised cost (i.e. the gross carrying amount less loss allowance) of the financial asset.

At each reporting date, the Group assesses whether a financial asset is credit-impaired. A financial asset is credit-impaired when one or more events that have a detrimental impact on the estimated future cash flows of the financial asset have occurred.

Evidence that a financial asset is credit-impaired includes the following observable events:

- significant financial difficulties of the debtor;
- a breach of contract, such as a default or past due event;
- it becoming probable that the borrower will enter into bankruptcy or other financial reorganisation; or
- significant changes in the technological, market, economic or legal environment that have an adverse effect on the debtor.

The gross carrying amount of a financial asset or contract asset is written off (either partially or in full) to the extent that there is no realistic prospect of recovery. This is generally the case when the Group determines that the debtor does not have assets or sources of income that could generate sufficient cash flows to repay the amounts subject to the write-off.

Subsequent recoveries of an asset that was previously written off are recognised as a reversal of impairment in profit or loss in the period in which the recovery occurs.





## 2 Significant Accounting Policies (continued)

### (m) INVENTORIES AND OTHER CONTRACT COSTS

#### (i) Inventories

Inventories mainly represent raw materials and supplies to be consumed in the rendering of services.

Inventories are carried at the lower of cost and net realisable value. Cost is calculated using specific identification or first-in, first-out formula. Net realisable value is the estimated contracted selling price less the estimated costs of completion and the estimated costs necessary to make the sale.

When inventories are sold/consumed, the carrying amount of those inventories is recognised as an expense in the period in which the related revenue is recognised.

#### (ii) Other contract costs

Other contract costs are the costs to fulfil a contract with a customer which are not capitalised as inventory (see Note 2(m)(i)).

Costs to fulfil a contract are capitalised if the costs relate directly to an existing contract or to a specifically identifiable anticipated contract; generate or enhance resources that will be used to provide services in the future; and are expected to be recovered.

Costs that relate directly to an existing contract may include direct labour, direct materials, allocations of costs, costs that are explicitly chargeable to the customer and other costs that are incurred only because the Group entered into the contract (for example, payments to sub-contractors). Other costs of fulfilling a contract, which are not capitalised as inventory, property, plant and equipment or intangible assets, are expensed as incurred.

Capitalised contract costs are stated at cost less impairment losses. Impairment losses are recognised to the extent that the carrying amount of the contract cost asset exceeds the net of (i) remaining amount of consideration that the Group expects to receive in exchange for the services to which the asset relates, less (ii) any costs that relate directly to providing those services that have not yet been recognised as expenses.

The accounting policy for revenue recognition is set out in Note 2(v).

### (n) CONTRACT ASSETS AND CONTRACT LIABILITIES

A contract asset is recognised when the Group recognises revenue (see Note 2(v)) before being unconditionally entitled to the consideration under the payment terms set out in the contract. Contract assets are assessed for expected credit losses (ECL) in accordance with the policy set out in Note 2(l)(i) and are reclassified to receivables when the right to the consideration has become unconditional (see Note 2(o)).

A contract liability is recognised when the customer pays non-refundable consideration before the Group recognises the related revenue (see Note 2(v)). A contract liability would also be recognised if the Group has an unconditional right to receive non-refundable consideration before the Group recognises the related revenue. In such cases, a corresponding receivable would also be recognised (see Note 2(o)).

For a single contract with the customer, either a net contract asset or a net contract liability is presented. For multiple contracts, contract assets and contract liabilities of unrelated contracts are not presented on a net basis.

When the contract includes a significant financing component, the contract balance includes interest accrued under the effective interest method (see Note 2(v)(iii)).

## 2 Significant Accounting Policies (continued)

### (o) TRADE AND OTHER RECEIVABLES

A receivable is recognised when the Group has an unconditional right to receive consideration. A right to receive consideration is unconditional if only the passage of time is required before payment of that consideration is due. If revenue has been recognised before the Group has an unconditional right to receive consideration, the amount is presented as a contract asset (see Note 2(n)).

Receivables are stated at amortised cost using the effective interest method less allowance for credit losses (see Note 2(l)(i)).

### (p) CASH AND CASH EQUIVALENTS

Cash and cash equivalents comprise cash at bank and on hand, demand deposits with banks and other financial institutions, and short-term, highly liquid investments that are readily convertible into known amounts of cash and which are subject to an insignificant risk of changes in value, having been within three months of maturity at acquisition. Bank overdrafts that are repayable on demand and form an integral part of the Group's cash management are also included as a component of cash and cash equivalents for the purpose of the consolidated cash flow statement. Cash and cash equivalents are assessed for expected credit losses (ECL) in accordance with the policy set out in Note 2(l)(i).

### (q) TRADE AND OTHER PAYABLES

Trade and other payables are initially recognised at fair value. Except for financial guarantee liabilities, trade and other payables are subsequently stated at amortised cost unless the effect of discounting would be immaterial, in which case they are stated at cost.

### (r) INTEREST-BEARING BORROWINGS

Interest-bearing borrowings are measured initially at fair value less transaction costs. Subsequent to initial recognition, interest-bearing borrowings are stated at amortised cost using the effective interest method. Interest expense is recognised in accordance with the Group's accounting policy for borrowing costs (see Note 2(x)).

### (s) EMPLOYEE BENEFITS

#### (i) Short-term employee benefits and contributions to defined contribution retirement plans

Salaries, annual bonuses, paid annual leave, contributions to defined contribution retirement plans and the cost of non-monetary benefits are accrued in the year in which the associated services are rendered by employees. Where payment or settlement is deferred and the effect would be material, these amounts are stated at their present values.

#### (ii) Share-based payments

The fair value of share options granted to employees is recognised as an employee cost with a corresponding increase in a capital reserve within equity. The fair value is measured at grant date using the Black-Scholes model, taking into account the terms and conditions upon which the share options were granted. Where the employees have to meet vesting conditions before becoming unconditionally entitled to the share options, the total estimated fair value of the share options is spread over the vesting period, taking into account the probability that the share options will vest.



## 2 Significant Accounting Policies (continued)

### (s) EMPLOYEE BENEFITS (CONTINUED)

#### (ii) Share-based payments (continued)

The fair value of the selected current employee services received in exchange for the grant of the restricted shares is recognised as an expense. The total amount to be expensed is determined by reference to the fair value of the granted shares measured as of the grant date less the proceeds received from the employees, and recorded in other capital reserve until each vesting date and record it under reserves attributable to equity shareholders of the Company. The proceeds received from the employees is firstly recorded as other payables.

During the vesting period, the number of equity instruments that is expected to vest is reviewed. Any resulting adjustment to the cumulative fair value recognised in prior years is charged/credited to the profit or loss for the year of the review, unless the original employee expenses qualify for recognition as an asset, with a corresponding adjustment to other capital reserve. On vesting date, the amount recognised as an expense is adjusted to reflect the actual number of equity instruments that vest (with a corresponding adjustment to other capital reserve) except where forfeiture is only due to not achieving vesting conditions that relate to the market price of the Company's shares. The equity amount is recognised in other capital reserve until either the option is exercised or the restricted shares are released (when it is included in the amount recognised in share premium for the shares issued) or the option or restricted share expires (when it is released directly to retained profits).

#### (iii) Termination benefits

Termination benefits are recognised at the earlier of when the Group can no longer withdraw the offer of those benefits and when it recognises restructuring costs involving the payment of termination benefits.

### (t) INCOME TAX

Income tax for the year comprises current tax and movements in deferred tax assets and liabilities. Current tax and movements in deferred tax assets and liabilities are recognised in profit or loss except to the extent that they relate to items recognised in other comprehensive income or directly in equity, in which case the relevant amounts of tax are recognised in other comprehensive income or directly in equity, respectively.

Current tax is the expected tax payable on the taxable income for the year, using tax rates enacted or substantively enacted at the end of the reporting period, and any adjustment to tax payable in respect of previous years.

Deferred tax assets and liabilities arise from deductible and taxable temporary differences respectively, being the differences between the carrying amounts of assets and liabilities for financial reporting purposes and their tax bases. Deferred tax assets also arise from unused tax losses and unused tax credits.

Apart from certain limited exceptions, all deferred tax liabilities, and all deferred tax assets to the extent that it is probable that future taxable profits will be available against which the asset can be utilised, are recognised. Future taxable profits that may support the recognition of deferred tax assets arising from deductible temporary differences include those that will arise from the reversal of existing taxable temporary differences, provided those differences relate to the same taxation authority and the same taxable entity, and are expected to reverse either in the same period as the expected reversal of the deductible temporary difference or in periods into which a tax loss arising from the deferred tax asset can be carried back or forward. The same criteria are adopted when determining whether existing taxable temporary differences support the recognition of deferred tax assets arising from unused tax losses and credits, that is, those differences are taken into account if they relate to the same taxation authority and the same taxable entity, and are expected to reverse in a period, or periods, in which the tax loss or credit can be utilised.

## 2 Significant Accounting Policies (continued)

### (t) INCOME TAX (CONTINUED)

The limited exceptions to recognition of deferred tax assets and liabilities are those temporary differences arising from goodwill not deductible for tax purposes, the initial recognition of assets or liabilities that affect neither accounting nor taxable profit (provided they are not part of a business combination), and temporary differences relating to investments in subsidiaries to the extent that, in the case of taxable differences, the Group controls the timing of the reversal and it is probable that the differences will not reverse in the foreseeable future, or in the case of deductible differences, unless it is probable that they will reverse in the future.

The amount of deferred tax recognised is measured based on the expected manner of realisation or settlement of the carrying amount of the assets and liabilities, using tax rates enacted or substantively enacted at the end of the reporting period. Deferred tax assets and liabilities are not discounted.

The carrying amount of a deferred tax asset is reviewed at the end of each reporting period and is reduced to the extent that it is no longer probable that sufficient taxable profits will be available to allow the related tax benefit to be utilised. Any such reduction is reversed to the extent that it becomes probable that sufficient taxable profits will be available.

Current tax balances and deferred tax balances, and movements therein, are presented separately from each other and are not offset. Current tax assets are offset against current tax liabilities, and deferred tax assets against deferred tax liabilities, if the Company or the Group has the legally enforceable right to set off current tax assets against current tax liabilities and the following additional conditions are met:

- in the case of current tax assets and liabilities, the Company or the Group intends either to settle on a net basis, or to realise the asset and settle the liability simultaneously; or
- in the case of deferred tax assets and liabilities, if they relate to income taxes levied by the same taxation authority on either:
  - the same taxable entity; or
  - different taxable entities, which, in each future period in which significant amounts of deferred tax liabilities or assets are expected to be settled or recovered, intend to realise the current tax assets and settle the current tax liabilities on a net basis or realise and settle simultaneously.

### (u) PROVISIONS AND CONTINGENT LIABILITIES

#### (i) Provisions and contingent liabilities

Provisions are recognised when the Group has a legal or constructive obligation arising as a result of a past event, it is probable that an outflow of economic benefits will be required to settle the obligation and a reliable estimate can be made. Where the time value of money is material, provisions are stated at the present value of the expenditure expected to settle the obligation.

Where it is not probable that an outflow of economic benefits will be required, or the amount cannot be estimated reliably, the obligation is disclosed as a contingent liability, unless the probability of outflow of economic benefits is remote. Possible obligations, whose existence will only be confirmed by the occurrence or non-occurrence of one or more future events are also disclosed as contingent liabilities unless the probability of outflow of economic benefits is remote.



## 2 Significant Accounting Policies (continued)

### (u) PROVISIONS AND CONTINGENT LIABILITIES (CONTINUED)

#### (ii) Onerous contracts

An onerous contract exists when the Group has a contract under which the unavoidable costs of meeting

## 2 Significant Accounting Policies (continued)

### (v) REVENUE AND OTHER INCOME (CONTINUED)

#### (ii) Sale of goods

Revenue is recognised when the customer takes possession of and accepts the products. If the products are a partial fulfilment of a contract covering other goods and/or services, then the amount of revenue recognised is an appropriate proportion of the total transaction price under the contract, allocated between all the goods and services promised under the contract on a relative stand-alone selling price basis.

#### (iii) Interest income

Interest income is recognised as it accrues under the effective interest method using the rate that exactly discounts estimated future cash receipts through the expected life of the financial asset to the gross carrying amount of the financial asset. For financial assets measured at amortised cost or FVOCI (recycling) that are not credit-impaired, the effective interest rate is applied to the gross carrying amount of the asset. For credit-impaired financial assets, the effective interest rate is applied to the amortised cost (i.e. gross carrying amount net of loss allowance) of the asset (see Note 2(l)(i)).

#### (iv) Government grants

Government grants are recognised in the statement of financial position initially when there is reasonable assurance that they will be received and that the Group will comply with the conditions attaching to them. Grants that compensate the Group for expenses incurred are recognised as income in profit or loss on a systematic basis in the same periods in which the expenses are incurred. Grants that compensate the Group for the cost of an asset are recognised as deferred income and subsequently recognised in profit or loss over the useful life of the asset.

### (w) TRANSLATION OF FOREIGN CURRENCIES

Foreign currency transactions during the year are translated at the foreign exchange rates ruling at the transaction dates. Monetary assets and liabilities denominated in foreign currencies are translated at the foreign exchange rates ruling at the end of the reporting period. Exchange gains and losses are recognised in profit or loss.

Non-monetary assets and liabilities that are measured in terms of historical cost in a foreign currency are translated using the foreign exchange rates ruling at the transaction dates. The transaction date is the date on which the Group initially recognises such non-monetary assets or liabilities.

The results of foreign operations are translated into RMB at the exchange rates approximating the foreign exchange rates ruling at the dates of the transactions. Statement of financial position items, including goodwill arising on consolidation of foreign operations are translated into RMB at the closing foreign exchange rates at the end of the reporting period. The resulting exchange differences are recognised in other comprehensive income and accumulated separately in equity in the exchange reserve.

On disposal of a foreign operation, the cumulative amount of the exchange differences relating to that foreign operation is reclassified from equity to profit or loss when the profit or loss on disposal is recognised.



## 2 Significant Accounting Policies (continued)

### (x) BORROWING COSTS

Borrowing costs that are directly attributable to the acquisition, construction or production of an asset which necessarily takes a substantial period of time to get ready for its intended use or sale are capitalised as part of the cost of that asset. Other borrowing costs are expensed in the period in which they are incurred.

The capitalisation of borrowing costs as part of the cost of a qualifying asset commences when expenditure for the asset is being incurred, borrowing costs are being incurred and activities that are necessary to prepare the asset for its intended use or sale are in progress. Capitalisation of borrowing costs is suspended or ceases when substantially all the activities necessary to prepare the qualifying asset for its intended use or sale are interrupted or complete.

### (y) RELATED PARTIES

(a) A person, or a close member of that person's family, is related to the Group if that person:

- (i) has control or joint control over the Group;
- (ii) has significant influence over the Group; or
- (iii) is a member of the key management personnel of the Group or the Group's parent.

(b) An entity is related to the Group if any of the following conditions applies:

- (i) The entity and the Group are members of the same group (which means that each parent, subsidiary and fellow subsidiary is related to the others).
- (ii) One entity is an associate or joint venture of the other entity (or an associate or joint venture of a member of a group of which the other entity is a member).
- (iii) Both entities are joint ventures of the same third party.
- (iv) One entity is a joint venture of a third entity and the other entity is an associate of the third entity.
- (v) The entity is a post-employment benefit plan for the benefit of employees of either the Group or an entity related to the Group.
- (vi) The entity is controlled or jointly controlled by a person identified in (a).
- (vii) A person identified in (a)(i) has significant influence over the entity or is a member of the key management personnel of the entity (or of a parent of the entity).
- (viii) The entity, or any member of a group of which it is a part, provides key management personnel services to the Group or to the Group's parent.

Close members of the family of a person are those family members who may be expected to influence, or be influenced by, that person in their dealings with the entity.

## 2 Significant Accounting Policies (continued)

### (z) SEGMENT REPORTING

Operating segments, and the amounts of each segment item reported in the financial statement, are identified from the financial information provided regularly to the Group's most senior executive management for the purposes of allocating resources to, and assessing the performance of, the Group's various lines of business and geographical locations.

Individually material operating segments are not aggregated for financial reporting purposes unless the segments have similar economic characteristics and are similar in respect of the nature of products and services, the nature of production processes, the type or class of customers, the methods used to distribute the products or provide the services, and the nature of the regulatory environment. Operating segments which are not individually material may be aggregated if they share a majority of these criteria.

## 3 Accounting Judgement and Estimates

Notes 14, 16, 30 and 34(e) contains information about the assumptions and their risk factors relating to goodwill impairment, fair value of biological assets, fair value of share options granted and restricted shares under share incentive scheme and fair value of financial instruments. Other key source of estimation uncertainty is as follows:

### (a) IMPAIRMENT OF NON-CURRENT ASSETS (OTHER THAN GOODWILL)

If circumstances indicate that the carrying amount of a non-current asset may not be recoverable, the asset may be considered "impaired", and an impairment loss may be recognised in accordance with accounting policy for impairment of non-current assets as described in Note 2(l)(ii). These assets are tested for impairment whenever the events or changes in circumstances indicate that their recorded carrying amounts may not be recoverable.

When such a decline has occurred, the carrying amount is reduced to recoverable amount. The recoverable amount is the greater of the fair value less costs of disposal and the value in use. In determining the value in use, expected future cash flows generated by the asset are discounted to their present value, which requires significant judgement relating to the level of revenue and amount of operating costs. The Group uses all readily available information in determining an amount that is a reasonable approximation of the recoverable amount, including estimates based on reasonable and supportable assumptions and projections of the level of revenue and amount of operating costs. Changes in these estimates could have a significant impact on the recoverable amount of the assets and could result in additional impairment charge or reversal of impairment in future periods.

### (b) EXPECTED CREDIT LOSS FOR TRADE RECEIVABLES

The credit loss for trade receivables and other receivables are based on assumptions about the expected loss rates. The Group uses judgement in making these assumptions and selecting the inputs to the impairment calculation, based on the Group's past history, existing market conditions as well as forward looking estimates at the end of each reporting period. For details of the key assumptions and inputs used, see Note 34(a). Changes in these assumptions and estimated could materially affect the result of the assessment and it may be necessary to make additional loss allowance in future periods.



### 3 Accounting Judgement and Estimates (continued)

#### (c) DEPRECIATION

## 4 Revenue and Segment Reporting (continued)

### (b) SEGMENT REPORTING

The Group manages its businesses by business lines. In a manner consistent with the way in which information is reported internally to the Group's most senior executive management for the purposes of resource allocation and performance assessment, the Group has presented the following three reportable segments. No operating segments have been aggregated to form the following reportable segments.

- **Non-clinical studies services**

The Group currently offers a comprehensive range of non-clinical studies services in the PRC and the United States of America (the "USA"), including (i) drug safety assessment, (ii) drug metabolism and pharmacokinetics ("DMPK") studies; and (iii) pharmacology and efficacy studies.

- **Clinical trial and related services**

These services are at their early stage, including (i) clinical CRO services, (ii) co-managed phase I clinical research units, and (iii) bioanalytical services.

- **Sales of research models**

The Group engages in the design, production, breeding and sales of research models, currently including non-human primates and rodents.

### (i) Segment results

For the purposes of assessing segment performance and allocating resources between segments, the Group's most senior executive management monitors the results attributable to each reportable segment on the following bases:

Revenue and expenses are allocated to the reportable segments with reference to sales generated by those segments and the expenses incurred by those segments. The measure used for reporting segment result is gross profit. Inter-segment sales are priced with reference to prices charged to external parties for similar orders.

The Group's other operating income and expenses, such as other gains and losses, net and selling and administrative expenses, and assets and liabilities are not measured under individual segments. Accordingly, neither information on segment assets and liabilities nor information concerning capital expenditure, interest income and interest expenses is presented.



## 4 Revenue and Segment Reporting (continued)

### (b) SEGMENT REPORTING (CONTINUED)

#### (i) Segment results (continued)

Disaggregation of revenue from contracts with customers by the timing of revenue recognition, as well as information regarding the Group's reportable segments as provided to the Group's most senior executive management for the purposes of resource allocation and assessment of segment performance is set out below.

	2020			
	Non-clinical studies services RMB'000	Clinical trial and related services RMB'000	Sales of research models RMB'000	Total RMB'000
<b>Disaggregated by timing of revenue recognition</b>				
Point in time	1,052,760	1,835	2,169	1,056,764
Over time	–	19,141	–	19,141
<b>Revenue from external customer</b>	<b>1,052,760</b>	<b>20,976</b>	<b>2,169</b>	<b>1,075,905</b>
Inter-segment revenue	–	–	24,616	24,616
<b>Reportable segment revenue</b>	<b>1,052,760</b>	<b>20,976</b>	<b>26,785</b>	<b>1,100,521</b>
<b>Reportable segment gross profit</b>	<b>539,137</b>	<b>9,702</b>	<b>10,469</b>	<b>559,308</b>
	2019			
	Non-clinical studies services RMB'000	Clinical trial and related services RMB'000	Sales of research models RMB'000	Total RMB'000
<b>Disaggregated by timing of revenue recognition</b>				
Point in time	630,190	4,907	4,282	639,379
<b>Revenue from external customer</b>	<b>630,190</b>	<b>4,907</b>	<b>4,282</b>	<b>639,379</b>
Inter-segment revenue	–	2,962	4,280	7,242
<b>Reportable segment revenue</b>	<b>630,190</b>	<b>7,869</b>	<b>8,562</b>	<b>646,621</b>
<b>Reportable segment gross profit</b>	<b>326,585</b>	<b>1,937</b>	<b>1,333</b>	<b>329,855</b>

## 4 Revenue and Segment Reporting (continued)

### (b) SEGMENT REPORTING (CONTINUED)

#### (ii) Reconciliations of reportable segment gross profit

	2020 RMB'000	2019 RMB'000
Reportable segment gross profit	559,308	329,855
Elimination of inter-segment gross profit	(8,683)	(1,069)
Consolidated gross profit	550,625	328,786

#### (iii) Geographic information

The following tables set out information about the geographical location of the Group's revenue from external customers. The geographical information about the revenue prepared by external customers' respective country/region of domicile is as follows:

	2020 RMB'000	2019 RMB'000
The PRC	853,220	600,817
The USA	215,486	28,595
Other countries/regions	7,199	9,967
	1,075,905	639,379

The geographical location of the specified non-current assets is based on the physical location of the asset, in the case of property, plant and equipment and biological assets, and the location of the operation to which they are allocated, in the case of intangible assets and goodwill.

	2020 RMB'000	2019 RMB'000
The PRC	588,220	505,700
The USA	265,150	285,847
	853,370	791,547



## 6 Profit before Taxation (continued)

### (b) STAFF COSTS (CONTINUED)

The employees of the Company and the subsidiaries of the Group established in the PRC participate in a defined contribution retirement benefit scheme managed by the local government authority, whereby these companies are required to contribute to the scheme at certain rates of the employees' basic salaries. Employees of these companies are entitled to retirement benefits, calculated based on a percentage of the average salaries level in the PRC (other than Hong Kong), from the above mentioned retirement scheme at their normal retirement age.

The Group has no further obligation for payment of other retirement benefits beyond the above contributions.

### (c) OTHER ITEMS

	2020 RMB'000	2019 RMB'000
Amortisation of intangible assets	11,306	2,375
Depreciation charge		
– Owned property, plant and equipment	57,531	39,352
– Right-of-use assets	14,436	2,925
(Reversal) /recognition of expected credit loss	(2,730)	3,648
Auditors' remuneration	1,200	600

## 7 Income Tax in the Consolidated Statement of Profit or Loss and Other Comprehensive Income

(a) Taxation in the consolidated statement of profit or loss and other comprehensive income represents:

	2020 RMB'000	2019 RMB'000
<b>Current tax</b>		
Provision for the year	44,981	32,912
Over-provision in respect of prior year	–	(505)
	44,981	32,407
<b>Deferred tax</b>		
Origination and reversal of temporary differences (Note 31(b))	1,963	(3,325)
	46,944	29,082



## 7 Income Tax in the Consolidated Statement of Profit or Loss and Other Comprehensive Income (continued)

### (b) Reconciliation between tax expense and accounting profit at applicable tax rates:

	2020 RMB'000	2019 RMB'000
Profit before taxation	<b>358,508</b>	216,759
Tax calculated tax rate of 25% (Note (i))	<b>89,627</b>	54,190
Tax effect of		
– non-deductible expenses	<b>1,530</b>	1,547
– unused tax losses and temporary differences not recognised	<b>2,592</b>	2,642
– additional deduction on research and development expenses (Note (iv))	<b>(9,508)</b>	(5,865)
– different tax rates of subsidiaries operating in other jurisdictions and tax concessions (Notes (ii) and (iii))	<b>(37,297)</b>	(22,927)
Over-provision in respect of prior year	–	(505)
	<b>46,944</b>	29,082

#### Notes:

(i) The Company and the subsidiaries of the Group established in the PRC (excluding Hong Kong) are subject to the PRC Corporate Income Tax rate of 25% during the years ended 31 December 2019 and 2020.

(ii) The subsidiaries of the Group incorporated in the USA are subject to Federal Corporate Tax and State Income Tax. The federal corporate tax rate was 21% and the state income tax rate was a range from 8% to 8.87% during the years ended 31 December 2019 and 2020.

A subsidiary of the Group incorporated in Hong Kong are subject to Hong Kong Profits Tax according to the two-tiered profits tax rates regime from the year of assessment 2018/19 onwards. The profits tax rate for the first Hong Kong Dollars (“HK\$”) 2,000,000 of profits of corporations will be lowered to 8.25%, and profits above that amount will be subject to the tax rate of 16.5%.

(iii) The PRC Corporate Income Tax Law allows enterprises to apply for certificate of “High and New Technology Enterprise” (“HNTE”), which entitles the qualified companies to a preferential income tax rate of 15%, subject to fulfilment of the recognition criteria.

The Company and JOINN Laboratories (Suzhou) Co., Ltd. (“JOINN Suzhou”, 昭衍(蘇州)新藥研究中心有限公司), a subsidiary of the Group, were qualified as a HNTE. Accordingly, the Company and JOINN Suzhou are entitled to the preferential tax rate of 15% for the three calendar years ended 31 December 2017, 2018 and 2019. The Company’s and JOINN Suzhou’s qualifications were renewed and extended to the year ending 31 December 2022.

Pursuant to the article 27 of Law of the People’s Republic of China on Enterprise Income Tax (No.63 Order of the President of the People’s Republic of China), certain subsidiaries of the Group, are entitled to 50% income tax exemptions on its non-human primates research models breeding business during the years ended 31 December 2019 and 2020.

(iv) According to the relevant tax rules in the PRC, qualified research and development expenses are allowed for additional tax deduction based on 75% of such expenses for the years ended 31 December 2020 and 2019.

## 8 Directors' and Supervisors' Emoluments

Directors' emoluments disclosed pursuant to section 383(1) of the Hong Kong Companies Ordinance and Part 2 of the Companies (Disclosure of Information about Benefits of Directors) Regulation are as follows:

	Directors' and Supervisors' fee RMB'000	Salaries, allowances and benefits in kind RMB'000	Discretionary bonuses RMB'000	Retirement scheme contributions RMB'000	Sub-total RMB'000	Share-based payments (Note 30) RMB'000	2020 Total RMB'000
<b>Executive directors</b>							
Ms. Feng Yuxia (冯宇霞)	-	1,640	170	-	1,810	-	1,810
Mr. Zuo Conglin	-	622	124	39	785	1,176	1,961
Mr. Gao Dapeng	-	573	110	39	722	844	1,566
Ms. Sun Yunxia	-	572	104	39	715	1,388	2,103
Dr. Yao Dalin	-	1,051	160	-	1,211	844	2,055
<b>Non-executive director</b>							
Mr. Gu Xiaolei	-	-	-	-	-	-	-
<b>Independent non-executive directors</b>							
Mr. Sun Mingcheng	81	-	-	-	81	-	81
Mr. Zhai Yonggong	81	-	-	-	81	-	81
Mr. Ou Xiaojie	81	-	-	-	81	-	81
<b>Supervisors</b>							
Ms. Li Ye	-	472	385	38	895	-	895
Ms. Yin Lili	-	489	385	39	913	-	913
Mr. Sun Huiye	-	514	439	5	958	-	958
	243	5,933	1,877	199	8,252	4,252	12,504

**8 Directors' and Supervisors' Emoluments (continued)**

	Directors' and Supervisors' fee	Salaries, allowances and benefits in kind	Discretionary bonuses	Retirement scheme contributions	Sub-total	Share-based payments (Note 30)	2019 Total
	RMB'000	RMB'000	RMB'000	RMB'000	RMB'000	RMB'000	RMB'000
<b>Executive directors</b>							
Ms. Feng Yuxia (冯钰霞)	–	1,657	213	38	1,908	–	1,908
Mr. Zuo Conglin	–	585	194	50	829	471	1,300
Mr. Gao Dapeng	–	483	242	48	773	471	1,244
Ms. Sun Yunxia (appointed on 28 January 2019)	–	340	206	45	591	450	1,041
Dr. Yao Dalin (appointed on 28 January 2019)	–	1,042	92	–	1,134	450	1,584
<b>Non-executive directors</b>							
Mr. Gu Xiaolei	–	–	–	–	–	–	–
Ms. Gu Meifang (resigned on 28 January 2019)	–	–	–	–	–	–	–
Mr. Du Guanhua (resigned on 28 January 2019)	6	–	–	–	6	–	6
<b>Independent non-executive directors</b>							
Ms. Dong Min (resigned on 28 January 2019)	6	–	–	–	6	–	6
Ms. Wei Caihong (resigned on 28 January 2019)	6	–	–	–	6	–	6
Mr. Zhang Ruoming (resigned on 28 January 2019)	6	–	–	–	6	–	6
Mr. Sun Mingcheng (appointed on 28 January 2019)	73	–	–	–	73	–	73
Mr. Zhai Yonggong (appointed on 28 January 2019)	73	–	–	–	73	–	73
Mr. Ou Xiaojie (appointed on 28 January 2019)	73	–	–	–	73	–	73
<b>Supervisors</b>							
Ms. Li Ye	–	366	365	40	771	–	771
Ms. Yin Lili	–	397	323	44	764	–	764
Mr. Sun Huiye	–	449	420	6	875	–	875
	243	5,319	2,055	271	7,888	1,842	9,730

No emoluments were paid by the Group to the directors or supervisors as an inducement to join or upon joining the Group or as compensation for loss of office.

## 9 Individuals with Highest Emoluments

Of the five individuals with the highest emoluments, 2 (2019: 5) are directors whose emoluments are disclosed in Note 8. The aggregate of the emoluments in respect of the 3 (2019: nil) individuals are as followings:

	2020 RMB'000	2019 RMB'000
Salaries and other emoluments	7,285	–
Retirement scheme contributions	502	–
	<b>7,787</b>	–

The emoluments of the remaining 3 (2019: nil) individuals, respectively, who are amongst the five highest paid individuals of the Group are within the following bands:

	2020 Number of individuals	2019 Number of individuals
HK\$2,500,001 to HK\$3,000,000	1	–
HK\$3,000,001 to HK\$3,500,000	1	–
HK\$3,500,001 to HK\$4,000,000	1	–



## 11 Earnings Per Share

### (a) BASIC EARNINGS PER SHARE

The calculation of the basic earnings per share is based on the profit attributable to equity shareholders of the Company of RMB312,950,000 (2019: RMB187,838,000) and the weighted average number of ordinary shares calculated as below:

	2020	2019
Issued ordinary shares at 1 January	<b>161,716,920</b>	114,994,600
Issue of shares under bonus issue in 2019 (Note 33(c))	–	45,997,840
Issue of shares under bonus issue in 2020 (Note 33(c))	<b>64,686,768</b>	64,396,976
Effect of restricted shares (Note 30(b))	<b>(824,260)</b>	(632,035)
Effect of shares issued under share option schemes (Note 30(a))	<b>221,458</b>	279,316
<b>Weighted average number of ordinary shares at 31 December</b>	<b>225,800,886</b>	225,036,697

The weighted average number of ordinary shares shown above for the purposes of calculating basic earnings per share have been retrospectively adjusted to reflect the effect of issuance of shares under bonus issue (Note 33(c)).

### (b) DILUTED EARNINGS PER SHARE

The calculation of the diluted earnings per share is based on the profit attributable to equity shareholders of the Company of RMB312,950,000 (2019: RMB187,838,000), and the weighted average number of ordinary shares (diluted) calculated as below:

	2020	2019
Weighted average number of ordinary shares at 31 December	<b>225,800,886</b>	225,036,697
Effect of restricted shares outstanding (Note 30(b))	<b>612,542</b>	317,095
Effect of deemed issue of shares under share option schemes (Note 30(a))	<b>1,009,846</b>	257,135
<b>Weighted average number of ordinary shares (diluted) at 31 December</b>	<b>227,423,274</b>	225,610,927

## 12 Property, Plant and Equipment

### (a) RECONCILIATION OF CARRYING AMOUNT

	Plant and buildings RMB'000	Right-of-use assets RMB'000	Machinery and equipment RMB'000	Vehicles, furniture, and others RMB'000	Leasehold improvement RMB'000	Construction in progress RMB'000	Total RMB'000
<b>Cost:</b>							
At 1 January 2019	230,072	50,435	191,075	17,529	2,938	79,587	571,636
Additions	188	4,869	55,812	4,792	4,129	44,660	114,450
Disposals	-	-	(4,409)	(541)	-	-	(4,950)
Acquisition of a subsidiary	-	62,463	14,061	780	12,902	5,917	96,123
Transfer in/(out)	93,141	-	1,593	69	-	(94,803)	-
Exchange adjustments	-	(567)	(127)	(7)	(117)	(54)	(872)
At 31 December 2019	323,401	117,200	258,005	22,622	19,852	35,307	776,387
Additions	60	43,255	72,041	3,866	909	27,888	148,019
Disposals	-	(1,173)	(3,492)	(770)	-	-	(5,435)
Transfer in/(out)	4,175	-	1,400	-	9,041	(14,616)	-
Exchange adjustments	-	(4,004)	(1,555)	(146)	(1,319)	54	(6,970)
At 31 December 2020	327,636	155,278	326,399	25,572	28,483	48,633	912,001
<b>Accumulated depreciation:</b>							
At 1 January 2019	(46,573)	(9,633)	(94,196)	(11,454)	(630)	-	(162,486)
Charge for the year	(12,172)	(2,925)	(23,992)	(1,984)	(1,204)	-	(42,277)
Written back on disposals	-	-	4,179	514	-	-	4,693
Exchange adjustments	-	-	3	-	-	-	3
At 31 December 2019	(58,745)	(12,558)	(114,006)	(12,924)	(1,834)	-	(200,067)
Charge for the year	(14,006)	(14,436)	(36,403)	(2,011)	(5,111)	-	(71,967)
Written back on disposals	-	1,173	3,057	717	-	-	4,947
Exchange adjustments	-	550	232	38	137	-	957
At 31 December 2020	(72,751)	(25,271)	(147,120)	(14,180)	(6,808)	-	(266,130)
<b>Net book value:</b>							
At 31 December 2020	254,885	130,007	179,279	11,392	21,675	48,633	645,871
At 31 December 2019	264,656	104,642	143,999	9,698	18,018	35,307	576,320

Certain of the Group's property, plant and equipment in Biomedical Research Models, Inc. ("Biomere") were pledged to secure certain bank borrowings of Biomere (Note 26(c)).



## 12 Property, Plant and Equipment (continued)

### (b) RIGHT-OF-USE ASSETS

The analysis of the net book value of right-of-use assets by class of underlying asset is as follows:

	2020 RMB'000	2019 RMB'000
Property leased for own use, carried at depreciation cost:		
– Land use rights	60,863	37,234
– Leased land	4,704	1,564
– Office buildings	64,440	65,844
	<b>130,007</b>	104,642

The Group leased land expires from 5 to 20 years and leases offices expires from 2 to 10 years. None of the leases includes an option to purchase the leased assets at the end of the lease term.

The analysis of expense items in relation to leases recognised in profit or loss are as follows:

	2020 RMB'000	2019 RMB'000
Depreciation charge of right-of-use assets by class of underlying assets:		
– Land use rights	1,243	882
– Leased land	853	829
– Office buildings	12,340	1,214
	<b>14,436</b>	2,925
Interest on lease liabilities (Note 6(a))	<b>2,684</b>	294
Expense relating to short-term leases	<b>4,634</b>	1,552

Further details on lease liabilities are set out in Notes 25(c) and 29.

## 13 Intangible Assets

	Patents and trademarks RMB'000	Software RMB'000	Non- competition agreement RMB'000	Customer relationships RMB'000	Total RMB'000
<b>Cost:</b>					
At 1 January 2019	609	12,271	–	–	12,880
Additions	–	5,937	–	–	5,937
Acquisition of a subsidiary	–	–	13,624	42,649	56,273
Exchange adjustments	–	–	(123)	(387)	(510)
At 31 December 2019	609	18,208	13,501	42,262	74,580
Additions	–	7,850	–	–	7,850
Exchange adjustments	–	–	(873)	(2,734)	(3,607)
At 31 December 2020	609	26,058	12,628	39,528	78,823
<b>Accumulated amortisation:</b>					
At 1 January 2019	(286)	(2,609)	–	–	(2,895)
Charge for the year	(56)	(1,586)	(378)	(355)	(2,375)
Exchange adjustments	–	–	3	3	6
At 31 December 2019	(342)	(4,195)	(375)	(352)	(5,264)
Charge for the year	(50)	(2,625)	(4,451)	(4,180)	(11,306)
Exchange adjustments	–	–	266	250	516
At 31 December 2020	(392)	(6,820)	(4,560)	(4,282)	(16,054)
<b>Net book value:</b>					
At 31 December 2020	217	19,238	8,068	35,246	62,769
At 31 December 2019	267	14,013	13,126	41,910	69,316

The amortisation of intangible assets is mainly included in cost of services and general and administrative expenses in the consolidated statement of profit or loss and other comprehensive income.

The useful lives of patents and trademarks of 10 years are determined based on terms of expiry of related legal rights.

The useful lives of software are around 5-10 years which are determined based on technological obsolescence.

Non-competition agreement is amortised over the shorter of the unexpired term of the agreement and its estimated useful lives, which is 3 years.

The useful life of the customer relationship recognised in acquisition of Biomere is 10 years, which is determined based on the factor of the attrition rate.



## 14 Goodwill

	RMB'000
<b>Cost</b>	
At 1 January 2019	–
Acquisition of Biomere	135,187
Exchange adjustments	(1,225)
At 31 December 2019	133,962
Exchange adjustments	(8,666)
At 31 December 2020	<b>125,296</b>

### IMPAIRMENT TESTS FOR CASH-GENERATING UNITS CONTAINING GOODWILL

The goodwill arose from the acquisition of Biomere in 2019.

The recoverable amount of the cash-generating unit was determined based on value-in-use calculations. These calculations use cash flow projections based on financial budgets approved by management covering a 5-year period. Cash flows beyond the 5-year period are extrapolated using estimated nil growth rate at 31 December 2019 and 2020.

	2020	2019
Annual growth rate of revenue during the 5-year forecast period	<b>3.4%-9.6%</b>	3.0%-10.0%
Pre-tax discount rate	<b>14.3%</b>	12.6%

The headroom calculated based on the recoverable amounts deducting the carrying amount of the cash-generating unit as at 31 December 2020 is RMB16,189,000 (2019: RMB10,038,000).

Management have undertaken sensitivity analysis on the impairment test of goodwill. The following table sets out the hypothetical changes to annual growth rate and pre-tax discount rate that would, in isolation, have removed the remaining headroom respectively as at 31 December 2020 and 2019:

	2020	2019
Decrease in annual growth rate	<b>0.2%</b>	0.2%
Increase in pre-tax discount rate	<b>0.7%</b>	3.5%

As a result of the above impairment tests, the directors of the Company are of the view that there was no impairment of goodwill as at 31 December 2020 and 2019.

## 15 Investments in Subsidiaries

Particulars of subsidiaries of the Group as at 31 December 2020 are as follows:

Name of company	Place of incorporation/ establishment and kind of legal entity	Date of incorporation	Particulars of issued/ paid-in capital	Proportion of ownership interest			Principal activities
				Group's effective interest	Held by the Company	Held by subsidiaries	
JOINN Suzhou 昭衍 蘇州 新藥研究中心有限公司 (Note)	The PRC, limited liability company	11 December 2008	RMB 100,000,000	100%	100%	–	Non-clinical studies services and sales of research models
Beijing Shikang Qianyan Technology Co., Ltd. 北京視康 前沿技術有限公司 (Note)	The PRC, limited liability company	23 January 2013	RMB 1,000,000	65%	65%	–	Clinical trial and related services
JOINN Laboratories, CA Inc.	The United States of America, limited liability company	21 June 2013	10,000,000 shares	100%	100%	–	Non-clinical studies services
Guangdong Qianyan Biological Science and Technology Co., Ltd. 廣東前沿生物科學有限公司 (Note)	The PRC, limited liability company	29 August 2014	RMB 10,000,000	100%	100%	–	Research models breeding
JOINN Laboratories (HK) Limited 昭衍 (香港) 新藥研究中心有限公司	Hong Kong, limited liability company	2 August 2016	3,000,000 shares	100%	100%	–	Investment management
JOINN MedSafe Co., Ltd. 北京昭衍鳴訊醫藥科技有限責任公司 (Note)	The PRC, limited liability company	30 July 2018	RMB 18,900,000	100%	100%	–	Clinical trial and related services
JOINN Clinical (Suzhou) Co., Ltd. 蘇州昭衍醫藥科技有限公司 (Note)	The PRC, limited liability company	3 August 2018	RMB 3,500,000	100%	100%	–	Clinical trial and related services
JOINN Laboratories (Wuzhou) Co., Ltd. 梧州昭衍新藥研究中心有限公司 (Note)	The PRC, limited liability company	4 December 2018	RMB 3,000,000	100%	100%	–	Non-clinical studies services



## 15 Investments in Subsidiaries (continued)

Name of company	Place of incorporation/ establishment and operation, and kind of legal entity	Date of incorporation	Particulars of issued/ paid-in capital	Proportion of ownership interest			Principal activities
				Group's effective interest	Held by the Company	Held by subsidiaries	
JOINN Biotech (Wuzhou) Co., Ltd. 梧州昭衍生物技術有限公司 (Note)	The PRC, limited liability company	25 December 2018	RMB 41,000,000	100%	100%	–	Research models breeding
JOINN Clinical (Beijing) Co., Ltd. 昭衍(北京)醫藥技術有限公司 (Note)	The PRC, limited liability company	5 September 2019	RMB 8,000,000	100%	100%	–	Clinical trial and related services
Qichen (Suzhou) Biological Science and Technology Co., Ltd. 蘇州啟辰生物技術有限公司 (Note)	The PRC, limited liability company	5 June 2019	RMB 3,000,000	55%	55%	–	Non-clinical studies services
Joynn Laboratories (Delaware) Corporation	The USA, limited liability company	5 June 2019	1,000 shares	100%	100%	–	Investment management
Biomere	The USA, limited liability company	12 November 1996	200,000 shares	100%	–	100%	Non-clinical studies services
JOINN Laboratories (Chongqing) Co., Ltd. 昭衍重慶新藥研究 中心有限公司 (Note)	The PRC, limited liability company	28 November 2019	RMB 21,000,000	100%	100%	–	Non-clinical studies services
JOINN Laboratories (Guangzhou) Co., Ltd. 昭衍廣州新藥研究 中心有限公司 (Note)	The PRC, limited liability company	15 January 2020	RMB 31,000,000	100%	100%	–	Non-clinical studies services
Qianyan Biotech (Guangxi) Co., Ltd. 廣西前沿生物技術有限公 司 (Note)	The PRC, limited liability company	12 June 2020	RMB 11,000,000	100%	–	100%	Research models breeding
JOINN Medical Testing Laboratories (Beijing) Co., Ltd. 昭衍(北京)檢測技術有限公司 (Note)	The PRC, limited liability company	30 July 2020	RMB 7,000,000	100%	100%	–	Clinical trial and related services

Note: The official names of these entities are in Chinese. The English translation is included for identification purpose only.

## 16 Biological Assets

The biological assets of the Group are mainly including research models for non-clinical studies which are classified as current assets, and research models for breeding which are classified as non-current assets of the Group.

	2020 RMB'000	2019 RMB'000
<b>Non-current assets</b>		
– Non-human primates for breeding	19,421	11,949
– Rodents for breeding	13	-
	<b>19,434</b>	11,949
<b>Current assets</b>		
– Non-human primates for non-clinical studies	67,178	18,815
– Rodents for non-clinical studies	284	175
	<b>67,462</b>	18,990
	<b>86,896</b>	30,939



## 16 Biological Assets (continued)

### (a) ANALYSIS OF NON-HUMAN PRIMATES

	Non-human primates for breeding RMB'000	Non-human primates for non-clinical studies RMB'000	Total RMB'000
At 1 January 2019	12,475	9,874	22,349
Breeding cost*	–	1,986	1,986
Decrease due to sales	–	(4,280)	(4,280)
Decrease due to mortality	(1,273)	(1,083)	(2,356)
Changes in fair value of biological assets (Note 5)	654	12,411	13,065
Transfer	93	(93)	–
At 31 December 2019	11,949	18,815	30,764
Increase due to purchasing/raising	–	17,172	17,172
Breeding cost*	–	2,204	2,204
Decrease due to sales	(12)	(14,753)	(14,765)
Decrease due to mortality	(209)	(3,299)	(3,508)
Changes in fair value of biological assets (Note 5)	7,651	47,081	54,732
Transfer	42	(42)	–
<b>At 31 December 2020</b>	<b>19,421</b>	<b>67,178</b>	<b>86,599</b>

Note:

\* Breeding cost incurred for non-human primates mainly include feeding costs, staff costs, depreciation and amortisation expenses and utilities costs. Breeding cost incurred for non-human primates for breeding has been charged to profit or loss.

The quantities of non-human primates are summarised as follows:

	2020 (Heads)	2019 (Heads)
<b>Non-current biological assets</b>		
– Non-human primates for breeding	674	783
<b>Current biological assets</b>		
– Non-human primates for non-clinical studies	2,096	1,870

## 16 Biological Assets (continued)

### (b) FAIR VALUE MEASUREMENT OF BIOLOGICAL ASSETS

The fair value measurements of biological assets fall into level 3 of the fair value hierarchy.

The Group's non-human primates were revalued as at 31 December 2020 and 2019. The valuations were carried out by Jones Lang LaSalle Corporate Appraisal and Advisory Limited, an independent valuer. The Group's finance manager and the chief financial officer have discussed with the valuers on the valuation assumptions and valuation results when the valuation is performed at the end of each reporting period.

The fair values of biological assets are determined using market approach and depreciated replacement cost approach. Market price and replacement cost and adjustment factors based on the characteristics of the biological assets (including age, gender, health status, breeding useful life and etc.) were used in the calculations of fair values.

Information about Level 3 fair value measurements:

Type	Valuation approach	Significant unobservable inputs	Relationship of significant unobservable inputs to fair value
Male non-human primate research models at 3 to 5 years	The fair value of male non-human primate research models at 3 to 5 years old is determined by referring to the market price.	Average market price of the male non-human primates of 3 to 5 years old: RMB34,000 to RMB45,000 (2019: RMB13,000 to RMB20,000)	The higher the market price, the higher the fair value
Female non-human primate research models of 3 to 8 years	The fair value of female non-human primate research models at 3 to 8 years old are determined by referring to the market price/ replacement cost.	Average market price/ replacement cost of the female non-human primates of 3 to 8 years old: RMB34,000 to RMB46,000 (2019: RMB13,000 to RMB21,000)	The higher the market price/ replacement cost, the higher the fair value
Non-human primate research models below 3 years	The fair values of non-human primate research models below 3 years are determined through adjusting the market price of non-human primate research models at 3 years old by cost to completion and the margins that would be required by a raiser.	Average market price of non-human primates of 3 years old: RMB34,000 (2019: RMB13,000)  Costs for raising non-human primate research models to the age of 3: Nil to RMB2,856 (2019: Nil to RMB2,546)	The higher the market price, the higher the fair value  The higher the breeding costs, the lower the fair value



## 16 Biological Assets (continued)

### (b) FAIR VALUE MEASUREMENT OF BIOLOGICAL ASSETS (CONTINUED)

For female non-human primate research models above 8 years and male non-human primate research models above 5 years, the fair values is estimated using depreciated replacement cost approach, which are based on the residue useful lives and the replacement cost of female non-human primate research models at the age of 8 and male non-human primate research models at the age of 5 years, respectively.

The estimated fair value of non-human primates increases/decreases as a result of an increase/decrease in the market price and replacement cost. As at 31 December 2020 if market price and replacement cost increases/decreases by 10%, the estimated fair value of biological assets would have increased/decreased by RMB8,660,000 (2019: RMB3,076,000).

Changes in fair value of biological assets are presented in “Other gains and losses, net” in the consolidated statement of profit or loss and other comprehensive income.

## 17 Financial Assets at FVOCI

	2020 RMB'000	2019 RMB'000
Equity investments designated at FVOCI (non-recycling)		
– Equity investments in a non-listed company	<b>64,445</b>	12,000

The equity investments in a non-listed company represent 8.93% equity interest in JOINN (Beijing) Biotechnology Ltd. (北京昭衍生物技术有限公司). The Group designated the unlisted equity investments at FVOCI (non-recycling), as the investment is held for strategic purposes.

## 18 Other Non-current Assets

	2020 RMB'000	2019 RMB'000
Prepayment for land use rights	<b>20,831</b>	–
Prepayments for acquisition of property, plant and equipment	<b>12,956</b>	18,147
Others	<b>3,352</b>	6,947
	<b>37,139</b>	25,094





## 21 Contract Assets and Contract Liabilities

### (a) CONTRACT ASSETS

	<b>2020</b>	2019
	<b>RMB'000</b>	RMB'000
Contract assets	<b>67,148</b>	69,995
Less: loss allowance	<b>(336)</b>	(350)
	<b>66,812</b>	69,645

The contract assets primarily relate to the Group's right to the consideration for work completed but not yet billed. The contract assets will be transferred to trade receivables when the rights become unconditional.

### (b) CONTRACT LIABILITIES

	<b>2020</b>	2019
	<b>RMB'000</b>	RMB'000
Amounts received in advance of the delivery of services	<b>583,537</b>	394,791
	<b>2020</b>	2019
	<b>RMB'000</b>	RMB'000
Revenue recognised during the year that was included in the contract liabilities at the beginning of the year	<b>230,693</b>	231,575

Normally the Group receives advanced payments before the provision of non-clinical study services to customers. Contract liabilities represent the Group's obligations to transfer services to customers for which the Group have received advanced payments received from such customers.

## 22 Trade and Bills Receivables

	2020 RMB'000	2019 RMB'000
Trade receivables	94,589	106,773
Less: loss allowance	(5,723)	(11,296)
	<b>88,866</b>	95,477
Bills receivables	2,175	1,911
	<b>91,041</b>	97,388

The ageing analysis of trade receivables, based on the invoice date and net of loss allowance, is as follows:

	2020 RMB'000	2019 RMB'000
Within 1 year	73,478	83,112
1 to 2 years	8,224	7,793
2 to 3 years	6,411	3,645
3 to 4 years	753	927
	<b>88,866</b>	95,477

Trade receivables are due within 21 to 45 days from the date of billing. Further details on the Group's credit policy and credit risk arising from trade receivables are set out in Note 34(a).



## 23 Prepayments and Other Receivables

	2020 RMB'000	2019 RMB'000
Prepayments for purchase of inventories and receiving of services	32,389	7,157
Prepayments for costs incurred in connection with the issuance of the Company's H Shares (Note (i))	17,775	-
Deposits	7,683	2,000
Value added tax recoverable	4,034	9,336
Prepayments for miscellaneous expenses	6,209	3,773
Income tax recoverable (Note 31(a))	2,507	-
Others	539	2,063
	<b>71,136</b>	24,329
Less: loss allowance	(110)	(84)
	<b>71,026</b>	24,245

All of the prepayments and other receivables are expected to be recovered or recognised as expense within one year.

Note:

(i) The balance will be debited to the share premium account within equity upon the issuance of the Company's H Shares.

## 24 Financial Assets at FVTPL

	2020 RMB'000	2019 RMB'000
RMB wealth management products	238,903	130,701

## 25 Cash at Bank and on Hand and Other Cash Flow Information

### (a) CASH AND CASH EQUIVALENTS COMPRISE:

	2020 RMB'000	2019 RMB'000
Cash on hand	–	5
Cash at bank	308,690	176,953
Cash at bank and on hand included in the consolidated statement of financial position	308,690	176,958
Less: restricted deposits	(3,646)	–
Cash and cash equivalents included in the consolidated cash flow statement	305,044	176,958

### (b) RECONCILIATION OF LIABILITIES ARISING FROM FINANCING ACTIVITIES

The table below details changes in the Group's liabilities from financing activities, including both cash and non-cash changes. Liabilities arising from financing activities are liabilities for which cash flows were, or future cash flows will be, classified in the Group's consolidated cash flow statement as cash flows from financing activities.

	Interest-bearing borrowings RMB'000 (Note 26)	Interest payable RMB'000 (Note 28)	Considerations received for subscribing restricted A shares RMB'000 (Note 28)	Lease liabilities RMB'000 (Note 29)	Total RMB'000
<b>At 1 January 2019</b>	–	–	9,495	2,906	12,401
<b>Changes from financing cash flows:</b>					
Interest paid	–	(48)	–	–	(48)
Capital element of lease rentals paid	–	–	–	(2,055)	(2,055)
Interest element of lease rentals paid	–	–	–	(55)	(55)
Considerations received for subscribing restricted shares of the Company	–	–	9,744	–	9,744
Repurchase and cancellation of restricted shares	–	–	(317)	–	(317)
Total changes from financing cash flows	–	(48)	9,427	(2,110)	7,269
<b>Exchange adjustments</b>	(963)	–	–	(566)	(1,529)

**25 Cash at Bank and on Hand and Other Cash Flow Information (continued)****(b) RECONCILIATION OF LIABILITIES ARISING FROM FINANCING ACTIVITIES(CONTINUED)**

	Interest- bearing borrowings	Interest payable	Considerations received for subscribing restricted A shares	Lease liabilities	Total
	RMB'000 (Note 26)	RMB'000 (Note 28)	RMB'000 (Note 28)	RMB'000 (Note 29)	RMB'000
<b>Other changes:</b>					
Interest expenses (Note 6(a))	–	48	–	294	342
Capitalisation of new leases	–	–	–	4,869	4,869
Acquisition of a subsidiary	23,286	–	–	62,463	85,749
Unlock of restricted shares	–	–	(4,497)	–	(4,497)
Effects of payments of dividend for restricted shares	–	–	(142)	–	(142)
<b>Total other changes</b>	<b>23,286</b>	<b>48</b>	<b>(4,639)</b>	<b>67,626</b>	<b>86,321</b>
<b>At 31 December 2019 and 1 January 2020</b>	<b>22,323</b>	<b>–</b>	<b>14,283</b>	<b>67,856</b>	<b>104,462</b>
<b>Changes from financing cash flows:</b>					
Proceeds from borrowings	35,622	–	–	–	35,622
Repayment of borrowings	(31,780)	–	–	–	(31,780)
Interest paid	–	(762)	–	–	(762)
Capital element of lease rentals paid	–	–	–	(12,953)	(12,953)
Interest element of lease rentals paid	–	–	–	(304)	(304)
Considerations received for subscribing restricted shares of the Company	–	–	2,986	–	2,986
<b>Total changes from financing cash flows</b>	<b>3,842</b>	<b>(762)</b>	<b>2,986</b>	<b>(13,257)</b>	<b>(7,191)</b>
<b>Exchange adjustments</b>	<b>(1,709)</b>	<b>–</b>	<b>–</b>	<b>(4,004)</b>	<b>(5,713)</b>
<b>Other changes:</b>					
Interest expenses (Note 6(a))	–	837	–	2,684	3,521
Capitalisation of new leases	–	–	–	14,411	14,411
Unlock of restricted shares	–	–	(7,168)	–	(7,168)
Effects of payments of dividend for restricted shares	–	–	(185)	–	(185)
<b>Total other changes</b>	<b>–</b>	<b>837</b>	<b>(7,353)</b>	<b>17,095</b>	<b>10,579</b>
<b>At 31 December 2020</b>	<b>24,456</b>	<b>75</b>	<b>9,916</b>	<b>67,690</b>	<b>102,137</b>

## 25 Cash at Bank and on Hand and Other Cash Flow Information (continued)

### (c) TOTAL CASH OUTFLOW FOR LEASES

	2020 RMB'000	2019 RMB'000
Within operating cash flows	2,979	1,552
Within investing cash flows	28,844	-
Within financing cash flows	13,257	2,110
	<b>45,080</b>	3,662

These amounts relate to the following:

	2020 RMB'000	2019 RMB'000
Lease rentals paid	16,236	3,662
Payments for land use right and leased land	28,844	-
	<b>45,080</b>	3,662

## 26 Interest-bearing Borrowings

(a) The Group's short-term bank borrowings are analysed as follows:

	2020 RMB'000	2019 RMB'000
Bank borrowings		
– Secured (Note 26(c))	–	10,954
– Unsecured	–	59
	–	11,013
Add: Current portion of long-term bank borrowings (Note 26(b))	<b>3,081</b>	2,135
	<b>3,081</b>	13,148



## 26 Interest-bearing Borrowings (continued)

(b) The Group's long-term bank borrowings are analysed as follows:

	2020 RMB'000	2019 RMB'000
Bank borrowings		
- Secured (Note (26(c)))	13,469	11,310
- Paycheck Protection Program loan ("PPP loan", Note 26(d))	10,987	-
	24,456	11,310
Less: Current portion of long-term bank borrowings (Note 26(a))	(3,081)	(2,135)
	21,375	9,175

The Group's long-term bank borrowings are repayable as follows:

## 26 Interest-bearing Borrowings (continued)

### (c) SECURED BANK BORROWINGS (CONTINUED)

The interest rates for the line of credit loan and the equipment line of credit loan are variable equal to the highest per annum rate of interest published by Wall Street Journal from time to time. For the effective interest rates, please refer to Note 34(c).

### (d) PPP LOAN

On 28 April 2020, Berkshire Bank approved a US\$1,683,900 loan to Biomere, under the Paycheck Protection Program (PPP) pursuant to the Coronavirus Aid, Relief and Economic Security (CARES) Act. The PPP loan has a term of two years, is unsecured, and is guaranteed by the Small Business Administration (the "SBA"). The loan bears interest at a fixed rate of 1.0% per annum, with the first six months of interest and principal deferred. Some or all of the loan may be forgiven if certain relevant conditions are met.

On 7 January 2021, the SBA has approved Biomere's application for forgiving the PPP loan.

## 27 Trade Payables

	2020 RMB'000	2019 RMB'000
Trade payables	60,286	34,086

At 31 December 2020, the ageing analysis of trade payables, based on the invoice date, is as follows:

	2020 RMB'000	2019 RMB'000
Within 1 month	52,899	24,988
1 to 3 months	4,336	7,737
3 to 6 months	2,634	1,181
Over 6 months	417	180
	60,286	34,086

As at 31 December 2020, all trade payables of the Group are expected to be settled within one year or are payable on demand.



## 28 Other Payables

	2020 RMB'000	2019 RMB'000
Payables for staff related costs	49,700	52,367
Payables for acquisition of property, plant and equipment	17,128	9,612
Payables for other taxes	8,573	4,737
Deposits received	1,570	191
Considerations received from employees for subscribing restricted shares of the Company under share incentive scheme	9,916	14,283
Interest payable	75	-
Others	5,624	433
	<b>92,586</b>	81,623

All of the other payables are expected to be settled within one year or are repayable on demand.

## 29 Lease Liabilities

The following table shows the remaining contractual maturities of the Group's lease liabilities.

	2020		2019	
	Present value of the minimum lease payments RMB'000	Total minimum lease payments RMB'000	Present value of the minimum lease payments RMB'000	Total minimum lease payments RMB'000
Within 1 year	14,520	14,829	12,474	12,856
After 1 year but within 2 years	13,379	14,243	11,753	12,616
After 2 years but within 5 years	30,880	35,520	32,551	37,758
After 5 years	8,911	11,502	11,078	14,380
	<b>53,170</b>	<b>61,265</b>	55,382	64,754
	<b>67,690</b>	<b>76,094</b>	67,856	77,610
Less: total future interest expenses		<b>(8,404)</b>		(9,754)
Present value of lease obligations		<b>67,690</b>		67,856

### 30 Equity-settled Share-based Transactions

On 27 February 2018, a Share Option and Restricted Share Award scheme (“2018 Share Option and Restricted Share Award Scheme”) was approved at the Company’s first extraordinary general meeting of 2018. On 9 March 2018, the Company granted 396,000 share options and 342,000 restricted shares to the eligible directors and employees (the “Participants”) of the Group under 2018 Share Option and Restricted Share Award Scheme, of which the registration was completed on 19 April 2018. Each option gives the Participants the right to subscribe for one ordinary share of the Company at an exercise price of RMB56.62, and the Participants are entitled to subscribe the Company’s restricted shares at RMB28.31 each.

On 15 August 2019, a Share Option and Restricted Share Award scheme (“2019 Share Option and Restricted Share Award Scheme”) was approved at the Company’s 4th extraordinary general meeting of 2019. On 9 September 2019, the Company granted 1,124,000 share options and 405,000 restricted shares to the eligible directors and employees (the “Participants”) of the Group under 2019 Share Option and Restricted Share Award Scheme, of which the registration was completed on 14 October 2019 (the “First Batch”). Each option gives the Participants the right to subscribe for one ordinary share in the Company at an exercise price of RMB48.11, and the Participants are entitled to subscribe the Company’s restricted shares at RMB24.06 each.

On 24 June 2020, the Company granted 175,000 share options and 63,000 restricted shares to the eligible directors and employees (the “Participants”) of the Group under 2019 Share Option and Restricted Share Award Scheme, of which the registration was completed on 11 August 2020 (the “Second Batch”). Each option gives the Participants the right to subscribe for one ordinary share in the Company at an exercise price of RMB94.77, and the Participants are entitled to subscribe the Company’s restricted shares at RMB47.39 each.

On 15 July 2020, a share Option and Restricted Share Award scheme (“2020 Share Option and Restricted Share Award Scheme”) was approved at the Company’s second extraordinary general meeting of 2020. On 17 July 2020, the Company granted 2,090,000 share options to the eligible directors and employees (the “Participants”) of the Group under 2020 Share Option and Restricted Share Award Scheme, of which the registration was completed on 31 August 2020. Each option gives the Participants the right to subscribe for one ordinary share of the Company at an exercise price of RMB94.77.

Pursuant to the terms of the above schemes, the numbers and exercise/repurchase prices of the outstanding share options and restricted shares will be adjusted according to the resolution in respect of the Company’s dividend distribution and transfer from share premium to share capital.



## 30 Equity-settled Share-based Transactions (continued)

### (a) SHARE OPTIONS

(i) The terms and conditions of the grants are as follows:

	Number of instruments	Vesting Conditions	Contractual life of options
<b>Options granted to directors:</b>			
– on 24 June 2020 under 2019 Share Option and Restricted Share Award Scheme	108,000	Both performance and service period conditions apply (Note (ii))	1-2 years
– on 17 July 2020 under 2020 Share Option and Restricted Share Award Scheme	186,000	Both performance and service period conditions apply (Note (i))	1-3 years
<b>Options granted to employees:</b>			
– on 9 March 2018 under 2018 Share Option and Restricted Share Award Scheme	396,000	Both performance and service period conditions apply (Note (i))	1-3 years
– on 9 September 2019 under 2019 Share Option and Restricted Share Award Scheme	1,124,000	Both performance and service period conditions apply (Note (i))	1-3 years
– on 24 June 2020 under 2019 Share Option and Restricted Share Award Scheme	67,000	Both performance and service period conditions apply (Note (ii))	1-2 years
– on 17 July 2020 under 2020 Share Option and Restricted Share Award Scheme	1,904,000	Both performance and service period conditions apply (Note (i))	1-3 years
<b>Total share options granted</b>	<b>3,785,000</b>		

Notes:

- (i) The options will vest over a three-year period, with 50%, 30% and 20% of total options vesting respectively on the first trading day after the first, second and third anniversary date from the date of the registration of grant, upon meeting the achievement of vesting conditions with reference to both financial performance of the Group and service period and individual performance of the directors and the employees.
- (ii) The options will vest over a two-year period, with 50% and 50% of total options vesting respectively on the first trading day after the first and second anniversary date from the date of the registration of grant, upon meeting the achievement of vesting conditions with reference to both financial performance of the Group and service period and individual performance of the directors and the employees.

### 30 Equity-settled Share-based Transactions (continued)

#### (a) SHARE OPTIONS (CONTINUED)

(ii) The number and weighted average exercise prices of share options are as follows:

	2020		2019	
	Weighted average exercise price	Number of options	Weighted average exercise price	Number of options
Outstanding at the beginning of the year	RMB43.40	1,479,740	RMB40.23	551,600
Granted during the year	RMB94.77	2,265,000	RMB48.11	1,124,000
Effect of issuance of shares under bonus issue (Note 33(c))		504,637		220,640
Exercised during the year	RMB32.90	(908,544)	RMB28.52	(342,020)
Forfeited during the year	RMB33.77	(138,004)	RMB28.52	(74,480)
Outstanding at the end of the year	RMB64.29	3,202,829	RMB43.40	1,479,740
Exercisable at the end of the year	-	-	-	-

#### (iii) Fair value of share options and assumptions

The fair value of services received in return for share options granted is measured by reference to the fair value of share options granted. The estimate of the fair value of the share options granted is measured based on a Black-Scholes model. The contractual life of the share option is used as an input into this model.

Fair value of share options and assumptions	2018 Share Option and Restricted Share Award Scheme	The First Batch under 2019 Share Option and Restricted Share Award Scheme in 2019	The Second Batch under 2019 Share Option and Restricted Share Award Scheme in 2020	2020 Share Option and Restricted Share Award Scheme
Fair value at measurement date	RMB5.88–RMB14.89	RMB15.34–RMB17.90	RMB12.06–RMB18.75	RMB13.40–RMB23.62
Share price	RMB60.88	RMB62.50	RMB94.61	RMB96.86
Exercise price	RMB56.62	RMB48.11	RMB94.77	RMB94.77
Expected volatility (expressed volatility used in the modelling under Black-Scholes model)	20%–33%	26%–30%	30%–32%	30%–32%
Option life (contract life used in the modelling under Black-Scholes model)	1–3 years	1–3 years	1–2 years	1–3 years
Expected dividends	0%	1%	0.18%	0.17%
Risk-free interest rate	1.50%–2.75%	1.50%–2.75%	2.22%–2.63%	2.22%–2.69%



## 30 Equity-settled Share-based Transactions (continued)

### (b) RESTRICTED SHARES

(i) The terms and conditions of the grants are as follows:

	Number of instruments	Vesting Conditions	Contractual life of options
<b>Restricted shares granted to directors:</b>			
– on 9 March 2018 under 2018 Share Option and Restricted Share Award Scheme	80,000	Both performance and service period conditions apply (Note (i))	1-3 years
– on 9 September 2019 under 2019 Share Option and Restricted Share Award Scheme	120,000	Both performance and service period conditions apply (Note (i))	1-3 years
<b>Restricted shares granted to employees:</b>			
– on 9 March 2018 under 2018 Share Option and Restricted Share Award Scheme	262,000	Both performance and service period conditions apply (Note (i))	1-3 years
– on 9 September 2019 under 2019 Share Option and Restricted Share Award Scheme	285,000	Both performance and service period conditions apply (Note (i))	1-3 years
– on 24 June 2020 under 2019 Share Option and Restricted Share Award Scheme	63,000	Both performance and service period conditions apply (Note (ii))	1-2 years
<b>Total share Restricted shares granted</b>	<b>810,000</b>		

Notes:

### 30 Equity-settled Share-based Transactions (continued)

#### (b) RESTRICTED SHARES (CONTINUED)

(ii) Set out below are details of the movements of the restricted shares:

	2020	2019
Outstanding at the beginning of the year	727,420	474,600
Granted during the year	63,000	405,000
Effect of issuance of shares under bonus issue (Note 33(c))	218,056	189,840
Unlocked during the year	(453,880)	(319,480)
Repurchased and cancelled during the year	-	(22,540)
Outstanding at the end of the year	554,596	727,420

The restricted shares granted on 9 March 2018, 9 September 2019 and 24 June 2020 were valued at RMB32.57, RMB38.44 and RMB47.22 per share, respectively, which is the difference between the market price of the ordinary share at the grant date and the proceeds received from the employees.

(c) The Group has recognised share-based payment expenses of RMB29,906,000 during the year ended 31 December 2020 (2019: RMB11,655,000).

### 31 Income Tax in the Statement of Financial Position

(a) Current taxation in the statement of financial position represents:

	2020 RMB'000	2019 RMB'000
Net balance of income tax payable at 1 January	17,929	8,760
Provision for the year (Note 7(a))	44,981	32,407
Credit to reserve	(11,885)	(1,340)
Income tax paid	(33,235)	(21,898)
Net balance of income tax payable at 31 December	17,790	17,929
Represented by:		
Income tax recoverable included in prepayments and other receivables (Note 23)	(2,507)	-
Income tax payable	20,297	17,929
	17,790	17,929

### 31 Income Tax in the Statement of Financial Position (continued)

(b) Deferred tax assets and liabilities recognised:

#### (i) Movements of each component of deferred tax assets and liabilities

The deferred tax assets/(liabilities) recognised in the statement of financial position and the movements during the year are as follows:

Deferred tax arising from:	Assets					Liabilities					Total RMB'000	
	Unused tax losses RMB'000	Credit loss allowance RMB'000	Deferred income RMB'000	Equity settled share-based payments RMB'000	Others RMB'000	Subtotal RMB'000	Fair value adjustments arising from acquisition of a subsidiary RMB'000	Changes in fair value of financial assets RMB'000	Accelerated tax allowance for depreciation expenses RMB'000	Changes in fair value of biological assets RMB'000		Subtotal RMB'000
At 1 January 2019	606	1,116	2,982	562	1,642	6,908	-	(516)	(2,175)	(1,753)	(4,444)	2,464
Credited/(charged) to profit or loss (Note 7(a))	2,982	558	356	1,116	716	5,728	(259)	410	(1,294)	(1,260)	(2,403)	3,325
Credited to the reserve	-	-	-	1,971	-	1,971	-	-	-	-	-	1,971
Additions from acquisition of a subsidiary	11,415	150	-	-	-	11,565	(17,464)	-	-	-	(17,464)	(5,899)
Exchange adjustments	(588)	(3)	-	-	-	(591)	654	-	-	-	654	63
At 31 December 2019 and 1 January 2020	14,415	1,821	3,338	3,649	2,358	25,581	(17,069)	(106)	(3,469)	(3,013)	(23,657)	1,924
Credited/(charged) to profit or loss (Note 7(a))	1,033	(1,151)	(1,020)	1,153	1,488	1,503	4,363	(629)	(1,948)	(5,252)	(3,466)	(1,963)
Credited to the reserve	937	-	-	6,714	-	7,651	-	-	-	-	-	7,651
Charged to other comprehensive income (Note 10)	-	-	-	-	-	-	-	(7,867)	-	-	(7,867)	(7,867)
Exchange adjustments	288	238	-	-	-	526	(210)	-	-	-	(210)	316
At 31 December 2020	16,673	908	2,318	11,516	3,846	35,261	(12,916)	(8,602)	(5,417)	(8,265)	(35,200)	61





### 33 Capital, Reserves and Dividends

#### (a) MOVEMENTS IN COMPONENTS OF EQUITY

The reconciliation between the opening and closing balances of each component of the Group's consolidated equity is set out in the consolidated statement of changes in equity. Details of the changes in the Company's individual components of equity between the beginning and the end of the year are set out below:

### 33 Capital, Reserves and Dividends (continued)

#### (a) MOVEMENTS IN COMPONENTS OF EQUITY (CONTINUED)

	Share capital RMB'000 (Note 33(c))	Share premium RMB'000 (Note 33 (d)(i))	Share award reserve RMB'000 (Note 33 (d)(ii))	Other capital reserve RMB'000 (Note 33 (d)(iii))	Statutory reserve RMB'000 (Note 33 (d)(iv))	Fair value reserve (non- recycling) RMB'000 (Note 33 (d)(vi))	Retained profits RMB'000	Total equity RMB'000
<b>At 1 January 2019</b>	114,995	177,832	(9,495)	68,012	16,648	–	117,667	485,659
<b>Changes in equity:</b>								
Profit and total comprehensive income for the year	–	–	–	–	–	–	185,458	185,458
Issue of shares under bonus issue (Note 33(c))	45,998	(45,998)	–	–	–	–	–	–
Issue of restricted shares (Note 30)	405	9,339	(9,744)	–	–	–	–	–
Shares issued under share option scheme	342	10,439	–	(1,026)	–	–	–	9,755
Repurchase and cancellation of restricted shares	(23)	(302)	317	–	–	–	8	–
Unlock of restricted shares (Note 30(b)(ii))	–	5,309	4,497	(5,309)	–	–	–	4,497
Recognition of share-based payments (Note 30)	–	–	–	11,650	–	–	–	11,650
Recognition of deferred tax asset related with share-based payments	–	–	–	2,117	–	–	–	2,117
Appropriation to reserves	–	–	–	–	18,558	–	(18,558)	–
Dividends declared and paid in respect of the previous year (Note 33(b)(ii))	–	–	142	–	–	–	(34,498)	(34,356)
<b>At 31 December 2019</b>	161,717	156,619	(14,283)	75,444	35,206	–	250,077	664,780



### 33 Capital, Reserves and Dividends (continued)

#### (c) SHARE CAPITAL

##### Issued share capital

	2020		2019	
	No. of shares	Amount RMB'000	No. of shares	Amount RMB'000
<b>Ordinary shares, issued:</b>				
At 1 January	161,716,920	161,717	114,994,600	114,995
Issue of restricted shares (Note 30)	63,000	63	405,000	405
Shares issued under share option scheme	908,544	909	342,020	342
Issue of shares under bonus issue (Note)	64,766,265	64,766	45,997,840	45,998
Repurchase and cancellation of restricted shares	–	–	(22,540)	(23)
<b>At 31 December</b>	<b>227,454,729</b>	<b>227,455</b>	161,716,920	161,717

Note:

Pursuant to the written resolutions of the shareholders of the Company passed on 22 March 2019, 4 new shares for every 10 existing shares of the Company were issued out of reserve to all shareholders. As a result, 45,997,840 shares were issued and approximately RMB45,998,000 was transferred from share premium to share capital.

Pursuant to the written resolutions of the shareholders of the Company passed on 12 May 2020, 4 new shares for every 10 existing shares of the Company were issued out of reserve to all shareholders. As a result, 64,766,265 shares were issued and approximately RMB64,766,000 was transferred from share premium to share capital.

All shareholders are entitled to receive dividends as declared from time to time and are entitled to one vote per share at shareholders' meetings of the Company. All shares rank equally with regard to the Company's residual assets.

#### (d) NATURE AND PURPOSE OF RESERVES

##### (i) Share premium

Share premium represents the net proceeds received in excess of the total amount of the par value of shares issued as disclosed in Note 33(c).

##### (ii) Share award reserve

The amount represents the consideration payable to the employees of the Group for restricted shares issued under the share incentive scheme before vesting conditions are met.



### 33 Capital, Reserves and Dividends (continued)

#### (d) NATURE AND PURPOSE OF RESERVES (CONTINUED)

##### (iii) Other capital reserve

The capital reserve comprises the following:

- the portion of the grant date fair value of unexercised share options and unvested restricted shares granted to the employees of the Group that has been recognised in accordance with the accounting policy adopted for share-based payments in Note 2(s)(ii).
- the difference between the total amount of the nominal value of shares issued and the amount of the net assets injected by the promoters upon the establishment of the Company.
- the difference between the consideration paid on the acquisition of non-controlling interests and the carrying amount of the non-controlling interests.

##### (iv) Statutory reserve

Pursuant to the Company's Articles of Association, the Company is required to transfer 10% of net profit (after offsetting prior year losses) in accordance with the accounting rules and regulations of the PRC to the statutory reserve until such reserve reaches 50% of the registered capital of the Company. The statutory reserve can be utilised, upon approval by the relevant authorities, to offset accumulated losses or to increase capital of the Company and is non-distributable other than in liquidation.

##### (v) Exchange reserve

The exchange reserve comprises foreign exchange differences arising from the translation of the financial statement of foreign operations into RMB. The reserve is dealt with in accordance with the accounting policy set out in Note 2(w).

##### (vi) Fair value reserve (non-recycling)

The fair value reserve (non-recycling) comprises the cumulative net change in the fair value of equity investments designated at FVOCI under IFRS 9 that are held at the end of the reporting period (see Note 2(g)(ii)).

#### (e) CAPITAL MANAGEMENT

The Group's primary objectives when managing capital are to safeguard the Group's ability to continue as a going concern, so that it can continue to provide returns for shareholders and benefits for other stakeholders, by pricing products and services commensurately with the level of risk and by securing access to finance at a reasonable cost.

The Group actively and regularly reviews and manages its capital structure to maintain a balance between the higher shareholder returns that might be possible with higher levels of borrowings and the advantages and security afforded by a sound capital position, and makes adjustments to the capital structure in light of changes in economic conditions.





### 34 Financial Risk Management and Fair Values of Financial Instruments (continued)

#### (a) CREDIT RISK (CONTINUED)

##### Trade receivables and contract assets (continued)

Movement in the loss allowance account in respect of trade receivables and contract assets of the Group during the year is as follows:

	2020 RMB'000	2019 RMB'000
Balance at 1 January	11,646	7,534
Exchange adjustments	(40)	516
Loss allowance (reversed)/recognised during the year	(2,759)	3,596
Write-off during the year	(2,788)	-
Balance at 31 December	6,059	11,646

Movement in the loss allowance account in respect of other receivables of the Group during the year is as follows:

	2020 RMB'000	2019 RMB'000
Balance at 1 January	84	32
Loss allowance recognised during the year	26	52
Balance at 31 December	110	84



## 34 Financial Risk Management and Fair Values of Financial Instruments (continued)

### (b) LIQUIDITY RISK

The Group's policy is to regularly monitor its liquidity requirements to ensure that it maintains sufficient reserves of cash and adequate committed lines of funding from major financial institutions to meet its liquidity requirements in the short and longer term.

The following tables show the remaining contractual maturities at 31 December 2020 of the Group's non-derivative financial liabilities, which are based on contractual undiscounted cash flows (including interest payments computed using contractual rates or, if floating, based on rates current at the end of reporting period) and the earliest dates the Group can be required to pay:

	2020					
	Contractual undiscounted cash flow					Carrying amount RMB'000
	Within 1 year or on demand RMB'000	More than 1 year but less than 2 years RMB'000	More than 2 years but less than 5 years RMB'000	Over 5 years RMB'000	Total RMB'000	
Interest-bearing borrowings (Note 26)	3,624	14,489	7,495	-	25,608	24,456
Lease liabilities (Note 29)	14,829	14,243	35,520	11,502	76,094	67,690
Trade payables	60,286	-	-	-	60,286	60,286
Other payables	24,397	-	-	-	24,397	24,397
	<b>103,136</b>	<b>28,732</b>	<b>43,015</b>	<b>11,502</b>	<b>186,385</b>	<b>176,829</b>

	2019					
	Contractual undiscounted cash flow					Carrying amount RMB'000
	Within 1 year or on demand RMB'000	More than 1 year but less than 2 years RMB'000	More than 2 years but less than 5 years RMB'000	Over 5 years RMB'000	Total RMB'000	
Interest-bearing borrowings (Note 26)	13,562	2,558	7,344	-	23,464	22,323
Lease liabilities (Note 29)	12,856	12,616	37,758	14,380	77,610	67,856
Trade payables	34,086	-	-	-	34,086	34,086
Other payables	10,236	-	-	-	10,236	10,236
	<b>70,740</b>	<b>15,174</b>	<b>45,102</b>	<b>14,380</b>	<b>145,396</b>	<b>134,501</b>

### 34 Financial Risk Management and Fair Values of Financial Instruments (continued)

#### (c) INTEREST RATE RISK

The Group's interest rate risk arises primarily from interest-bearing borrowings. Borrowings issued at variable rates and at fixed rates expose the Group to cash flow interest rate risk and fair value interest rate risk respectively.

The following table details the profile of the Group's interest-bearing financial liabilities at the end of each reporting period.

	2020		2019	
	Effective interest rate %	Amounts RMB'000	Effective interest rate %	Amounts RMB'000
Fixed rate borrowings				
– Lease liabilities	3.98%-4.90%	67,690	3.98%-4.90%	67,856
– Interest-bearing borrowings	1%-6.49%	19,398	3.98%-6.49%	11,369
		87,088		79,225
Variable rate borrowings				
– Interest-bearing borrowings	3.25%	5,058	4.75%	10,954
Total borrowings		92,146		90,179
Fixed rate borrowings as a percentage of total net borrowings		94.5%		87.9%



## 34 Financial Risk Management and Fair Values of Financial Instruments (continued)

### (d) CURRENCY RISK

The Group is exposed to currency risk primarily through sales which give rise to cash, receivables and payables balances that are denominated in a currency other than the functional currency of the operations to which they relate. The currency gives rise to this risk is primarily US\$ and Japanese Yen (“JPY”).

#### (i) Exposure to currency risk

The following table details the Group’s exposure at the end of the reporting period to currency risk arising from recognised assets or liabilities denominated in a currency other than the functional currency of the entity to which they relate. For presentation purposes, the amounts of the exposure are shown in RMB, translated using the spot rates at the year end date. Differences resulting from the translation of financial statements of foreign operations into the Group’s presentation currency are excluded.

	2020		2019	
	US\$ RMB'000	JPY RMB'000	US\$ RMB'000	JPY RMB'000
Cash at bank and on hand	31,926	3,001	26,312	2,830
Contract assets	6,068	–	–	–
Trade receivables	26	–	–	–
Trade payables	(1,005)	–	–	–
Contract liabilities	(7,288)	–	–	–
Gross exposure arising from recognised assets and liabilities	29,727	3,001	26,312	2,830

### 34 Financial Risk Management and Fair Values of Financial Instruments (continued)

#### (d) CURRENCY RISK (CONTINUED)

##### (ii) Sensitivity analysis

The following table indicates the instantaneous change in the Group's profit after tax (and retained profits) that would arise if foreign exchange rates to which the Group has significant exposure at the end of the reporting period had changed at that date, assuming all other risk variables remained constant.

	Increase/ (decrease) in foreign exchange rates	Effect on profit after tax	
		2020 RMB'000	2019 RMB'000
US\$	5%	<b>1,263</b>	1,118
	(5%)	<b>(1,263)</b>	(1,118)
JPY	5%	<b>128</b>	120
	(5%)	<b>(128)</b>	(120)

Results of the analysis as presented in the above table represent an aggregation of the instantaneous effects on each of the Group entities' profit after tax and equity measured in the respective functional currencies, translated into RMB at the exchange rate ruling at the end of the reporting period for presentation purposes.

The sensitivity analysis assumes that the change in foreign exchange rates had been applied to re-measure those financial instruments held by the Group which expose the Group to foreign currency risk at the end of the reporting period, including inter-company payables and receivables within the Group which are denominated in a currency other than the functional currencies of the lender or the borrower. The analysis excludes differences that would result from the translation of the financial statements of foreign operations into the Group's presentation currency, which depends on the foreign currencies the Group is exposed to, may or may not have an effect on the Group's net assets. The analysis is performed on the same basis as 2019.



## 34 Financial Risk Management and Fair Values of Financial Instruments (continued)

### (e) FAIR VALUES MEASUREMENT

#### Fair value hierarchy

Fair values are categorised into the three-level fair value hierarchy as defined in IFRS 13, *Financial Instruments: Measurement*. The level into which a fair value measurement is classified is determined with reference to the observability and significance of the inputs used in the valuation technique as follows:

- Level 1 valuations: Fair value measured using only Level 1 inputs, i.e. unadjusted quoted prices in active markets for identical assets or liabilities at the measurement date.
- Level 2 valuations: Fair value measured using Level 2 inputs, i.e. observable inputs which fail to meet Level 1, and not using significant unobservable inputs. Unobservable inputs are inputs for which market data are not available.
- Level 3 valuations: Fair value measured using significant unobservable inputs.

#### (f) Financial Instruments

The following table presents the fair value of the Group's financial instruments measured at the end of the reporting period on a recurring basis, categorised into the three-level fair value hierarchy.

	<b>2020</b> <b>Fair value</b> <b>measurements</b> <b>categorised</b> <b>into Level 3</b> <b>RMB'000</b>	2019 Fair value measurements categorised into Level 3 RMB'000
Equity investments in a non-listed company (Note 17)	<b>64,445</b>	12,000
RMB wealth management products (Note 24)	<b>238,903</b>	130,701

## 34 Financial Risk Management and Fair Values of Financial Instruments (continued)

### (e) FAIR VALUES MEASUREMENT (CONTINUED)

#### Fair value hierarchy (continued)

##### (i) Transfers between levels of fair value hierarchy

During the years ended 31 December 2019 and 2020, there were no transfers between Level 1 and Level 2, or transfers into or out of Level 3. The Group's policy is to recognise transfers between levels of fair value hierarchy as at the end of the reporting period in which they occur.

##### Information about Level 3 fair value measurements

The fair value of unlisted equity instruments is determined using the price to book ratio of comparable listed companies adjusted for lack of marketability discount. The fair value measurement is negatively correlated to the discount for lack of marketability. At 31 December 2020, if the discount for lack of marketability had been one percentage point higher/lower, the Group's total comprehensive income and fair value reserve (non-recycling) would have been RMB900,000 lower/higher.

The fair value of RMB wealth management products is determined by calculating based on the discounted cash flow method. The main level 3 inputs used by the Group for RMB wealth management products are the expected rates of return. At 31 December 2019 and 2020, if the expected rate of return of the investment in RMB wealth management products held by the Group had been one percentage point higher/lower, the Group's profit for the year and retained profits would have been RMB192,000 and RMB1,776,000 higher/lower.

The movements during the year in the balance of Level 3 fair value measurements are as follows:

	2020 RMB'000	2019 RMB'000
Unlisted equity instruments (Note 17):		
At 1 January	12,000	–
Additions in investments	–	12,000
Changes in fair value recognised in other comprehensive income (Note 10)	52,445	–
At 31 December	64,445	12,000

**34 Financial Risk Management and Fair Values of Financial Instruments (continued)****(e) FAIR VALUES MEASUREMENT (CONTINUED)****Fair value hierarchy (continued)**

(i) 公允价值计量的金融资产 (续)

	2020 RMB'000	2019 RMB'000
RMB wealth management products (Note 24):		
At 1 January	130,701	348,686
Additions in investments	444,000	1,257,400
Net realised and unrealised gains or losses recognised in profit or loss during the year (Note 5)	5,737	10,492
Disposal of financial assets	(341,535)	(1,485,877)
At 31 December	<b>238,903</b>	130,701

(ii) 公允价值计量的金融负债 (续)

The carrying amounts of the Group's and the Company's financial instruments carried at cost or amortised





## 36 Material Related Party Transactions and Balances (continued)

### (c) BALANCES WITH RELATED PARTIES

The Group's balances with related parties as at the end of reporting period are as follows:

	2020 RMB'000	2019 RMB'000
Contract assets		
– Staidson	11,005	1,788
– Beijing Heyu	–	861
Trade and bills receivables		
– Staidson and its subsidiaries	837	775
– Beijing Heyu	–	73
Contract liabilities		
– Staidson	11,325	6,278
– Beijing Heyu	66	66
Other payables		
– Biorichland LLC	2,262	–

The balances with related parties disclosed above are trade in nature.

### (d) KEY MANAGEMENT PERSONNEL REMUNERATION


Remuneration for key management personnel of the Group, including amounts paid to the Company's directors as disclosed in Note 8 and certain of the highest paid employees as disclosed in Note 9 is as follows:

Total remuneration is included in "staff costs" in Note 6(b).

	2020 RMB'000	2019 RMB'000
Short-term employee benefits	9,222	8,453
Retirement scheme contributions	265	318
Share-based payments	5,357	2,220
	<b>14,844</b>	10,991

### 37 Company Level Statement of Financial Position

---





### 38 Non-adjusting Events after the Reporting Period

On 26 February 2021, the Company's H Shares were listed on the Hong Kong Stock Exchange, where 43,324,800 H Shares were issued and subscribed at a price of HK\$151.00 per share. On 19 March 2021, the over-allotment option was partially exercised and an additional 40,800 H Shares were issued at a price of HK\$151.00 per share. The Company received proceeds of approximately HK\$6,367.6 million.

### 39 Immediate and Ultimate Controlling Parties

The directors consider the immediate and ultimate controlling parties of the Group at 31 December 2020 to be Ms. Feng Yuxia and Mr. Zhou Zhiwen.

### 40 Possible Impact of Amendments, New Standards and Interpretations Issued but not yet Effective for the Year Ended 31 December 2020

Up to the date of issue of these financial statements, the IASB has issued a number of amendments, a new standard IFRS 17, Insurance contracts we84e9 0 0 9 62 42.5197 9 has